

SkyeScape

With its minimalist square form, flush appearance and uniformly lit diffuser, SkyeScape creates attractive, dimmable ambient lighting ideally suited to high-ceiling spaces. SkyeScape lets you build a wide range of rectilinear, daylight-inspired LED lighting concepts featuring a backlit glass-like effect. It is well suited for designing innovative multi-unit installations, along the perimeter of a space or as a central luminous ceiling.

When installed side-by-side, SkyeScape’s glass-like shield offers a clean appearance as it conceals T-bars. Its small, decorative round fasteners made of brushed aluminum hold the acrylic shield in place with style. In addition, its shallow 3 1/2” housing depth is suited to shallow plenums and is compatible with T-grid and drywall ceilings.

Size	Depth	Output	CRI	Color Temp.	Voltage	Driver
2'x2'	3 1/2"	600-4500 lm	80	3000K	120V	0-10V - 1% Standard
			90	3500K	277V	Lutron
4'x4'	5 1/8"	4800-12000 lm		4000K	347V	Bi-level dimming
					UNV	Other


Consult spec sheet for exact output & specifications.



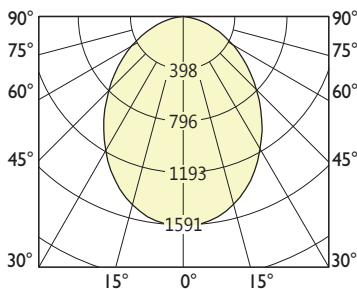

2' x 2'



4' x 4'



SkyeScape acrylic diffuser conceals T-bars.



Dimensions: 2' x 2'
Luminaire Lumens: 3000 lm
Input Watts: 29.8 W
Efficacy: 104 lm/W
CCT: 3500K



SkyeScape 2x2