

Project _____

Type _____

Notes _____



* See page 3 for more information.


















Ordering Guide

SCUSZ			
PRODUCT ID	LINEAR LENGTH	SOFTZONE ACOUSTIC PANEL HEIGHT	FRAME FINISH
SCUSZ Sculpt Unlit SoftZone	2 2' 3 3' 4 4' 5 5' 6 6' 7 7' 8 8' S(L) system run*	H8 height 8" H12 height 12"	AP aluminum paint W white BLK black C(#) custom*
	* System runs are available in 1ft increments starting at 8ft+		* To match your housing finish with selected standard panel colors see suggested codes on page 2. Consult design guide for color inspiration.

SOFTZONE ACOUSTIC PANEL FINISH										MOUNTING/SUSPENSION		CUSTOM (OPTIONAL)	
STANDARD PALETTE				EXTENDED CUSTOM PALETTE*									
COT	cotton	PUR	purple	CUSFRO	frost	CUSWHE	wheat	CUSCRI	crimson	CA(#)	drywall+cable length (36" std.)	C	custom
TIN	tin	OCE	ocean	CUSDEN	denim	CUSSAC	sand castle	CUSMAN	maroon	CT9(#)	TB/TG 9/16+cable length (36" std.)		
CON	concrete	LEM	lemon	CUSNAV	navy	CUSLEA	leather	CUSFIR	fire brick	CT15(#)	TB/TG15/16+cable length (36" std.)		
SLA	slate	LIM	lime	CUSPEB	pebble	CUSPER	peru	CUSIND	indigo	CTS(#)	screw slot+cable length (36" std.)		
CAR	carbon	BRI	brick	CUSSMO	smoke	CUSMOS	moss	CUSBUR	burnt orange	SA(#)	drywall+stem length >48" (18" std.)*		
SAN	sand			CUSAPP	apple green	CUSMAR	marble			CASL(#)	drywall cable sloped ceiling		
COR	cork			CUSOLI	olive	CUSMOC	moccasin			SASL(#)	drywall stem sloped ceiling*		
COP	copper			CUSEME	emerald	CUSGIN	ginger ale			+SM	seismic kit		
BAR	bark			CUSANC	anchor	CUSASP	asphalt						
EAR	earth			CUSSHA	shadow	CUSFOS	fossil						
See page 2 for more details.				* Extended custom color palette panels available per request. Consult factory for details.						See Mounting kit guide for full specification code. Specify length *For stem option, please consult factory.		Please specify	

SOFTZONE PANEL COLOR PALETTE

WITH MATCHING HOUSING COLORS

				
C(RAL9003) Matte	C(RAL7047) Glossy	C(RAL7042) Matte	C(RAL7043) Matte	C(RAL9005) Matte
				
C(HS512H1107 1872-L)	C(RAL1011) Glossy	C(RAL8001) Glossy	C(RAL8003) Glossy	C(RAL7006) Glossy
				
C(RAL4005) Glossy	C(RAL5023) Glossy	C(RAL1023) Matte	C(PMS369C/ KD1139 -u/ PSS41G868)	C(RAL4002) Glossy

EXTENDED SOFTZONE PANEL COLOR PALETTE

Available per request. Consult factory for details.

				
Frost (CUSFRO)	Denim (CUSDEN)	Navy (CUSNAV)	Pebble (CUSPEB)	Smoke (CUSSMO)
				
Apple Green (CUSAPP)	Olive (CUSOLI)	Emerald (CUSEME)	Anchor (CUSANC)	Shadow (CUSSHA)
				
Wheat (CUSWHE)	Sand Castle (CUSSAC)	Leather (CUSLEA)	Peru (CUSPER)	Moss (CUSMOS)
				
Marble (CUSMAR)	Moccasin (CUSMOC)	Ginger Ale (CUSGIN)	Asphalt (CUSASP)	Fossil (CUSFOS)
				
Crimson (CUSCRI)	Maroon (CUSMAN)	Fire Brick (CUSFIR)	Indigo (CUSIND)	Burnt Orange (CUSBUR)

● CONSTRUCTION

Housing	Extruded aluminum (0.080" nominal) up to
End Cap	Die cast aluminum
Interior Brackets	Die formed sheet steel (20 gauge)
Hanger	Die cast aluminum
Suspension	Sliding aircraft cable along product length
Cable Grips	Quick connecting / release

● FINISH

Aluminum paint, powder coated and custom finishes are also available.

● SOFTZONE® WARRANTY

All SoftZone® Acoustic panels are guaranteed for 1 year (warranty period) from date of shipment from our factory. Defective products will be repaired or replaced at the discretion of Axis Lighting provided a written claim is made within the warranty period.


Exclusions of SoftZone® Warranty:

- Normal wear and tear (scratches, direct sunlight, etc.).
- Products that have been modified, improperly installed, used in conditions or for purposes other than which they were intended.

● WEIGHT

Pendant 4 ft	13.5 lbs / 6.1 kg
Pendant 8 ft	27 lbs / 12.2 kg

● APPROVALS

Certified to UL and CSA standards.  Suitable for damp locations.

FIRE SAFETY: Class A Fire Rated as per ASTM E84.
Flame Spread Index: 5
Smoke Development Index: 110

● ACOUSTIC PROPERTIES

Consult acoustic report for additional acoustical information.

● CLEANING PROTOCOL

NOTE: Easy to clean. Made from polyester fill with natural anti-microbial properties.



Periodic dusting with vacuum or dry cloth recommended.



For stain removal, use a small amount of soap or detergent on a wet cloth.

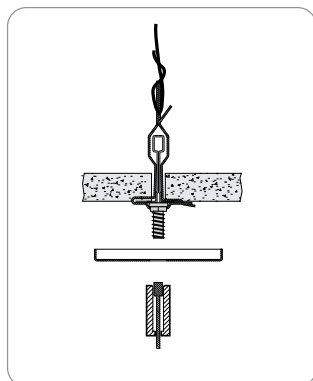


For added disinfection, use bleach solution (5 tablespoons per Gallon of water), spray onto surface and gently wipe to spread all over.

i Specification sheets and installation sheets for all mounting for SCULPT luminaires are available for download at www.axislighting.com

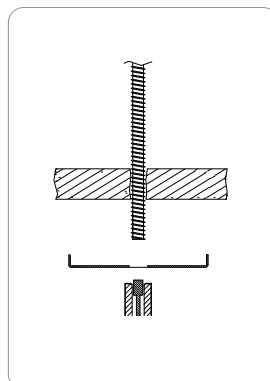
● MOUNTING OPTIONS

GT TILE CEILING - ON GRID



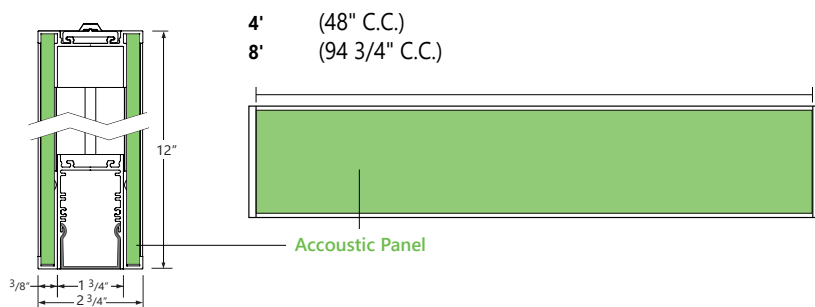
Non power feed

CA DRYWALL CEILING




Non power feed

● MOUNTING SPACING END TO END



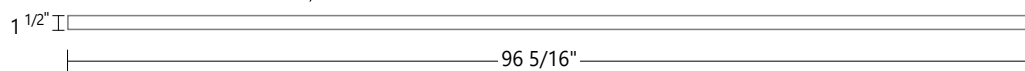
● LENGTHS

SCULPT linear 4ft (with 4ft shielding)



For all fixture lengths

SCULPT linear 8ft Continuous (with 8ft shielding)



SCULPT linear 14ft Continuous Run

