



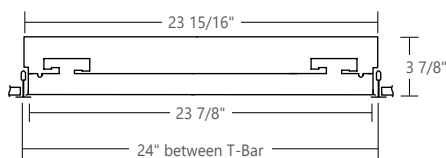
Project _____

Type _____

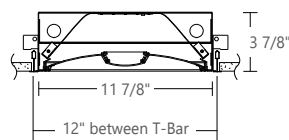
Notes _____

PERFORMANCE AT 4000K

NOMINAL LUMEN OUTPUT	INPUT WATTS*	EFFICACY
Please consult factory		



SIDE VIEW



SECTION VIEW

**Ordering Guide**

PRODUCT ID	SIZE	NOMINAL LUMENS	CRI	COLOR TEMP. (choose one)		SHIELDING	FINISH
DAYFLED DAY flat LED	12 1'X2'	1200 1200 lm - Min	80 80 CRI	27 2700 K	TW2750 2700-5000 K - Tunable White	SO spotless lens	W white
DAYCLED DAY curve LED*		3400 3400 lm - Max at 90 CRI	90 90 CRI*	30 3000 K	TW2765 2700-6500 K - Tunable White		C custom
		3900 3900 lm - Max at 80 CRI		35 3500 K	BTW3527 3500-2700 K - Tunable BIOS		
				40 4000 K	BTW4027 4000-2700 K - Tunable BIOS		
				B30 3000 K - BIOS*			
				B35 3500 K - BIOS*			
				B40 4000 K - BIOS*			
*DLC qualified		Outputs between listed min and max are available. Consult factory for outputs outside of the listed range. Consult factory for max output with BIOS		*Not available with BIOS. Consult Axitune technical sheet for more information of color technology. *Consult BIOS guide for more information on BIOS technology			

VOLTAGE	DRIVER	CIRCUITS	MOUNTING	BATTERY (OPTIONAL)
120 120 V	DP dimming (0-10V) 1%	1 1 circuit	TB9 t-bar 9/16"	BR(#) Remote Battery Pack only
277 277 V	LT Lutron	+E(#) emergency circuit*	TB15 t-bar 15/16"	
347 347 V	BI bi-level dimming	+NL(#) night light circuit*	ST screw slot t-bar	
UNV universal	O(#) other**	+GTD(#) generator transfer device*	TG9 regular 9/16"	
DC low voltage*	DPB(STC) dimming (0-10V) 1% with BIOS*		TG15 regular 15/16"	
	DPB(DYN) Bio-dimming™ 100%-81% with BIOS*		DF drywall flange	
	TW(#) tunable white drivers*			
	POE(#) POE drivers*			
* Only available with POE drivers.		*Specify quantity		Remote Battery Pack only Not available with 347V Please consult factory
* See page 2 to specify system ** Please consult factory; see page 2				

OTHER (OPTIONAL)	IC CONTROLS (OPTIONAL)	CUSTOM (OPTIONAL)
FW flex whip (6' std)*	DS(#) daylight sensor	C custom
CP Chicago plenum	OS(#) occupancy sensor	
	DOS(#) daylight & occupancy sensor	
	EN(#) Enlighted integral *	
	ENR(#) Enlighted remote *	
	WC(#) wireless control dimming	
* Other lengths available; please consult factory.		Please specify
*Please consult factory Specify quantity. Requires 1.5" blank. See integrated controls guide for more details. Consult factory for Tunable White. Not available with DPB (DYN) driver for BIOS with Dynamic Spectrum.		

SPECIFY DRIVER NAME (if needed)

SPECIFY BATTERY NAME (if needed)

● ELECTRICAL

Lutron driver	LDE1 - Hi-lume 1% EcoSystem with Soft-on, Fade-to-Black
Other drivers**	DALI - Digital Addressable Lighting Interface DMX - Digital Multiplex Xitanium SR - For wireless sensor
BIOS DPB drivers*	STC - BIOS control 0-10V with static spectrum and BIOS SkyBlue enabled from 100% to 1%. DYN - BIOS control 0-10V with dynamic spectrum and BIOS SkyBlue® with Bio-Dimming™, which changes spectral qualities by removing the SkyBlue component when dimming from 100% to 81%, while light output remains relatively constant; bio-dimming reduces CCT to 2700K. Dimming from 80% to 1% will then reduce light output.
Tunable White TW drivers*	DALIDT6 - DALI Type 6 (Two DALI Addresses) DALIDT8 - DALI Type 8 (One DALI Address)
Power over Ethernet POE drivers*	MOLEX IGOR SMARTENGINE O - Other (Consult factory)
Emergency	Remote emergency battery pack or emergency circuit optional.
Input Voltage	120V, 277V, 347V, UNV, DC.
Flex Whip	Shipped in a separate box for contractors to install

*Choose driver from available options.

i Incorporating these components may have limitations or affect the length of the luminaire. Please contact factory for more details.

● FINISH

Highly reflective, matte powder coat white paint for high efficiency. Matte texture to diffuse glare and lamp image on the surface within the optical chamber exterior. Custom finishes are also available.

● APPROVALS

Certified to UL and CSA standards
Chicago Plenum Certified (CCEA)
Meets NYC requirements
Suitable for damp locations.
IC Rated (Insulated ceiling)



● WEIGHT

Standard	12 lbs / 5.4 kg
Drywall with Kit	13.5 lbs / 6.1 kg

● LED SYSTEM

CRI	Minimum 80 or 90 color rendering index.
CRI BIOS	Minimum 80 color rendering index with R9>75 for all CCTs.
CCT Single Color	Choice of 2700K, 3000K, 3500K and 4000K color temperature with a great color consistency (within 3-step MacAdam ellipse). Both within fixture and fixture to fixture.
CCT BIOS	BIOS Static (STC) Choice of 3000K, 3500K and 4000K. BIOS SkyBlue® Dynamic (DYN) Choice of 3000K, 3500K, and 4000K with Bio-Dimming™ BIOS Tunable White (BTW) Choice of 4000-2700K and 3500-2700K; does not use a bio-dimmer, it uses TW drivers, which allow independent control of CCT and intensity; e.g., BTW4027 provides combined SkyBlue + white light at 4000K, SkyBlue is removed at 2700K. Light output can be adjusted for each CCT. Consult BIOS guide for more information on BIOS technology.
CCT Axitune Systems	Consult Axitune technical sheet for more information on color technology.
LED life	Minimum 50,000h with 85% of lumen maintenance in 25°C ambient temperature, in compliance with IES LM-80 testing measurements.
Thermal Management	Aluminum housing acting as the heat sink to maximize life.
Environment	Dry and damp rated for indoor use only in operating ambient temperatures of 0-40°C (32-104°F).

● SPECIFICATIONS

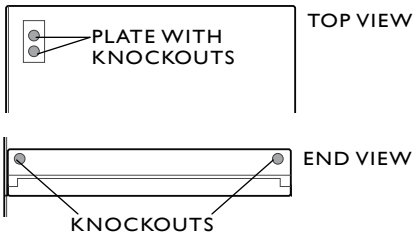
Housing	Die formed cold rolled sheet steel (20 gauge)
Central Lens Housing	Extruded aluminum (0.060" nominal)
Lens	Spotless acrylic lens
Side lens	0.08" PMMA satin blend
Reflectors	Die formed cold rolled sheet steel (22 gauge)
Interior Brackets	Die formed cold rolled sheet steel (20 gauge)
Drywall Flange Kit	Extruded aluminum (0.060" nominal)

● WARRANTY

Limited 5-year warranty is available. Warranty is valid provided luminaires are installed and used according to specifications. For full terms and conditions, please consult warranty section at axislighting.com.

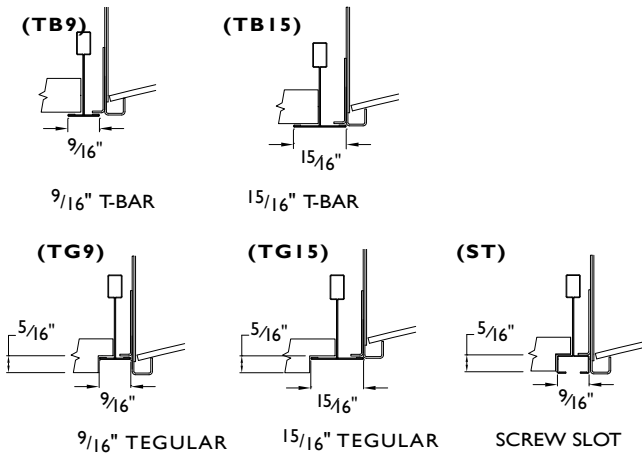
● STANDARD AND END MOUNT POWER FEED

Knockouts for BX cable connection are provided both on the top and on the ends of the luminaire. This allows for an end mount power feed solution if it is required.
(BX CABLE BY OTHER)

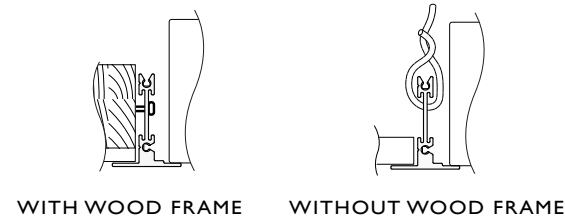


● CEILING SYSTEM

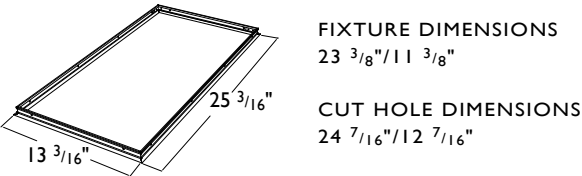
T-BAR STYLE MOUNTING



DRYWALL WITH FLANGE KIT (DF)



DRYWALL MOUNTING KIT



i Installation sheets for all mountings options are available at: www.axislighting.com