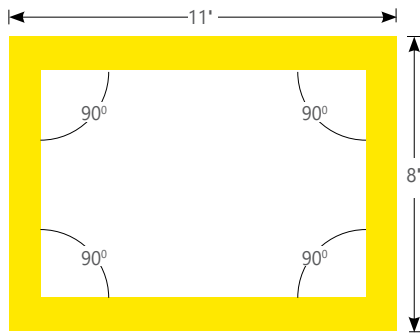


* Please see page 2 for example on how to specify various right angle patterns.

Project _____

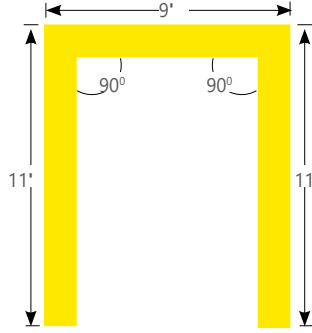
Type _____

Notes _____



TB3WILEDPAT	R (11'X8')
PRODUCT ID	PATTERNS AND LENGTH

TOP VIEW - Rectangle Corner Pattern



TB3WILEDPAT	U (9'X11'X11')
PRODUCT ID	PATTERNS AND LENGTH

TOP VIEW - Open Shape Corner Pattern

IMPORTANT! – all corner patterns must be submitted with drawings indicating dimensions and angles degree.

Refer to axislighting.com for complete fixture details, IES files, and installation instructions



Ordering Guide

TB3WILEDPAT	PRODUCT ID	PATTERNS AND LENGTH (SELECT ONE)	LUMENS/FT INDIRECT	CRI	COLOUR TEMP.	SHIELDING INDIRECT	SPECIFY LENGTH
TB3WILEDPAT	Beam 3 Wall Indirect	S(L) square shape (length) R(LxL) rectangular shape (length) U(LxLxL) U shape (length) L(LxL) L shape (length)	300 300 lm/ft - min 1200 1200 lm/ft - max	80 80 CRI	30 3000 K 35 3500 K 40 4000 K	SO spotless lens	NL nominal EX exact
		Comes in 90 degree only.	Outputs between listed min and max are available.				

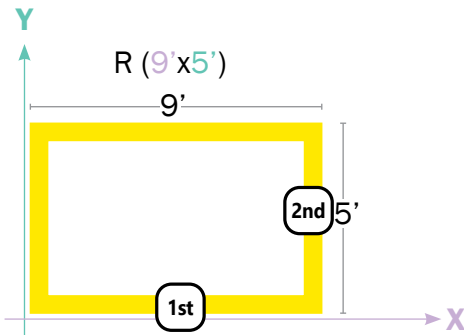
FINISH	VOLTAGE	DRIVER	CIRCUITS	BATTERY (OPT.)
W white BLK black* AP aluminum paint*	120 120V 277 277V 347 347V UNV universal	DP dimming (0-10V) 1%	1 1 circuit 2 2 circuits +E(#) emergency circuit*	B(#) battery pack 4' sections
*Additional 5 working days required.			*Specify quantity	Requires 120V or 277V Please consult factory

Refer to specification sheets for complete details. Note that only options shown above qualify for QuickShip+.

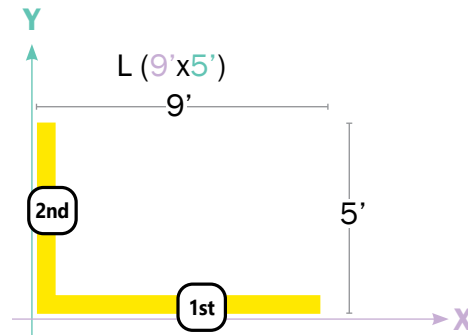
How to Specify 90 degree Corners and Patterns

Example

Defining R - Rectangular shape

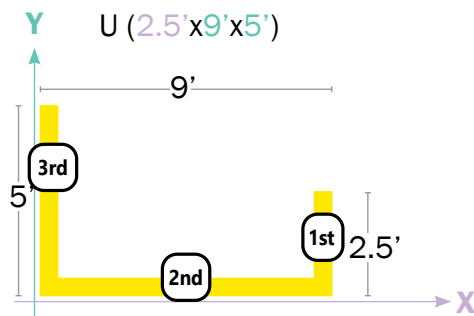


Defining L shape



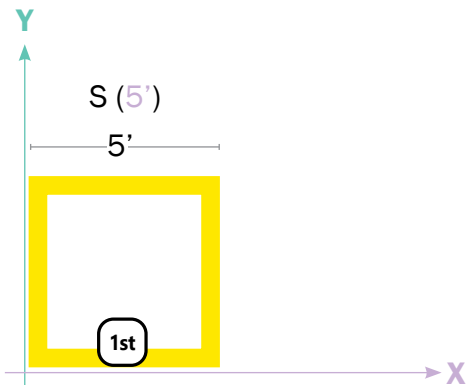
Note: The first number will always define the width, the second - the length.

Defining U shape



Note: The first number will always define the right arm length, the second - the width, and the third - the left arm length.

Defining S - Square shape



Note: The number will define the width. (All sides are the same length).



A large grid of 30 columns and 30 rows, intended for drawing corner patterns. The grid lines are thin and light gray.