



Please specify location of UTA on system configuration drawing



Project _____

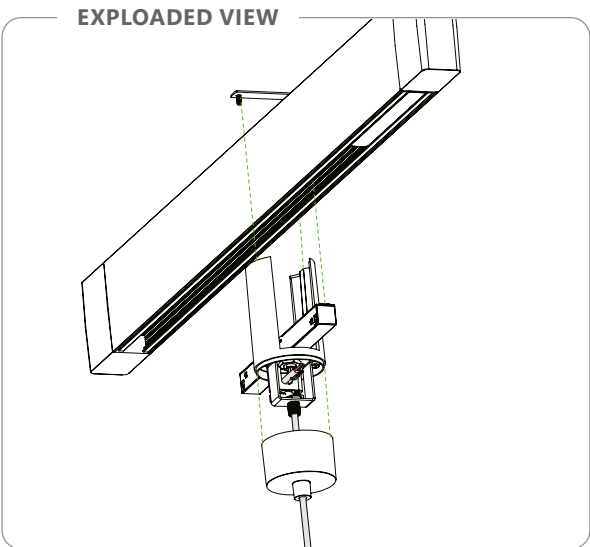
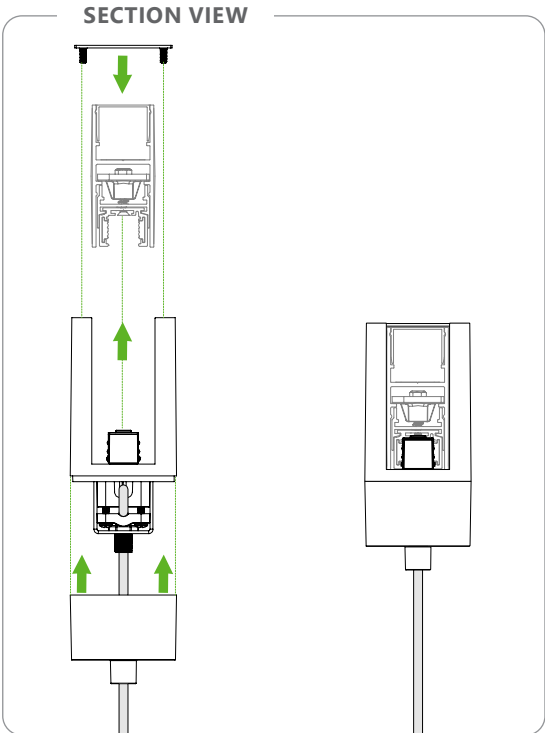
Type _____

Notes _____



- 120-277V main power input - 48V AxisTrak™ power output (60 W max)
- Constant Current driver power output 3-42V. Current range available: 250mA - 700mA (24W max). Needs to be specified for drivers to be preprogrammed at Axis
- Constant Voltage driver power output 12V. Supports luminaire 15W max

See more information on electrical across system breakdown on page 2.



Ordering Guide

SFTDUTA		POWERING		HOUSING FINISH	
PRODUCT ID					
SFTDUTA	StencilFlex® Universal track adapter for AxisTrak™	CC(#)	constant current on 0-10V* **	BLK	black
		CV	constant voltage 12V	AP	aluminum paint
				W	white
				C(#)	custom*
		* Input voltage of your selected luminaire should be between 3 and 42 Volts.		! Please ensure that your UTA finish matches your framework finish selection (see Framework (SFF) spec sheet).	
		** Specify desired current in brackets, can be programmed from 250-700 mA. Max wattage - 24 W.		* Please note, that AxisTrak™ inserts are only available in white or black.	

CONSTRUCTION

- Metal housing: Cast aluminum.
- Mounting: Mounted on AxisTrak™

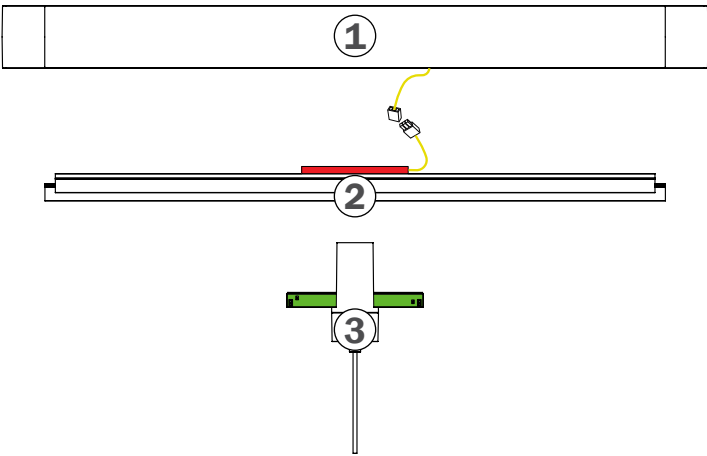
AXISTRAK™ ELECTRICAL

- Mini integral track driver: 48 V constant voltage driver, integral to track insert. 120/ 277V (60W max for each AxisTrak™ linear insert).
- For more details please see Axistrak spec sheet.

AXISTRAK™ UNIVERSAL ADAPTERS

- Integral mini track mount constant current driver (CC): Preprogrammed constant current driver 1% (or 5mA) with 0-10V dimming and dim- to- off. Please specify desired current in brackets, can be programmed from 250-700mA. Input voltage of your selected luminaire should be between 3 and 42 Volts with 24 W maximum
- Integral mini track mount constant voltage driver (CV): 12 V constant voltage. Not dimmable. Resulting current dependant on the load of chosen third party pendant luminaire. Compatible with all 12V DC pendants 15 watt maximum (1,5 A).

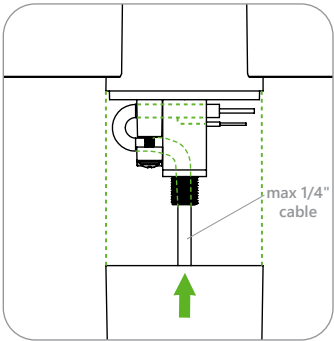
ELECTRICAL ACROSS SYSTEM BREAKDOWN



1	120V-277V input (line voltage coming from framework, going to AxisTrak™)
2	48V output (Constant Voltage driver that powers AxisTrak™ takes line voltage from framework and outputs 48V to feed track) 60 W
3	For Constant Current option: Constant Current driver that powers the Universal Track Adapter services luminaires that require an input between 3 and 42V. When specifying, please include desired current. Axis will preprogram the driver to that current. Range available: 250mA-700mA (24 W max). For Constant Voltage option: Constant voltage driver will output 12V DC. Can support luminaire 15W max.

CABLE CONNECTION AND REQUIREMENTS

Cable size for CC or CV 1/4" maximum.



Installation instruction for third party fixture connection available at axislighting.com


FINISH

Powder coated black, white, aluminum and custom finishes are available.
! Please ensure that your UTA finish matches your framework finish selection (see Framework (SFF) spec sheet).
Please note, that AxisTrak™ inserts are only available in white or black.

WARRANTY

Limited 5-year warranty is available. Warranty is valid provided luminaires are installed and used according to specifications. For full terms and conditions, please consult warranty section at axislighting.com.

APPROVALS

Certified to cULus standards. 
AxisTrak™ certified under UL1598. All track adapters certified under UL2108.