

Project \_\_\_\_\_

Type \_\_\_\_\_

Notes \_\_\_\_\_

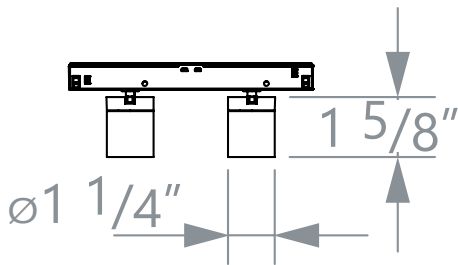


### SPECIFICATIONS TABLE

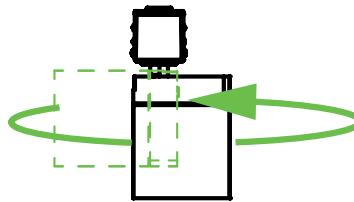
<b>AXISTRAK™ TOTAL POWER PER SEGMENT</b>	<b>60 W</b>
<b>UNIT POWER CONSUMPTION</b>	<b>16.8 W</b>
<b>NOMINAL WEIGHT</b>	<b>0.33 lbp / 0.15 kg</b>

Please specify location of spotlights on system configuration drawing

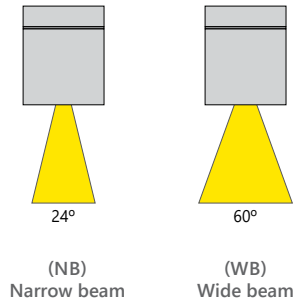
### SECTION VIEW



### TILT



### BEAM SPREADS



## Ordering Guide

TDST32X2		400		90					
PRODUCT ID	BEAM ANGLE	NOM. LUMENS	CRI	COLOR TEMP.	HOUSING FINISH	MOUNTING			
TDST32X2 Stella 32 - Double Spotlight	<b>NB</b> narrow <b>WB</b> wide	<b>400</b> 400 lm	<b>90</b> 90 CRI	<b>27</b> 2700 K <b>30</b> 3000 K <b>35</b> 3500 K <b>40</b> 4000 K	<b>BLK</b> black <b>W</b> white	<b>AXT</b> Axistrak™			

Patent number: 11,118,765

Product design and development is an ongoing process at Axis Lighting. We reserve the right to change specifications. Contact Axis for the latest product information.

1 / 4  
October 25, 2022

FILE NAME: Stencil-Flex-TDST32X2.SPEC

© 2016 Axis Lighting Inc.  
1.800.263.2947  
[T] 514.948.6272



### ● CONSTRUCTION

<b>Housing</b>	Die-cast aluminum
<b>Optic holder</b>	Die-cast aluminum painted metal finish. Regressed acrylic optics.

### ● LED SYSTEM

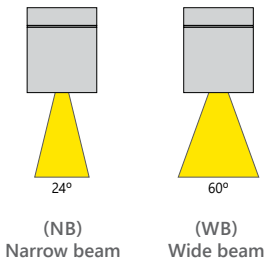
<b>CRI</b>	Minimum 90 color rendering index
<b>CCT</b>	2700K, 3000K, 3500K and 4000K color temperature with a great color consistency (within 3.0-step MacAdam ellipse).
<b>LED life</b>	Minimum 50,000h with 85% of lumen maintenance in 25°C ambient temperature, in compliance with IES LM-80 testing measurements.
<b>Thermal Management</b>	Aluminum housing acting as the heat sink to maximize life.

### ● AXISTRAK™ ELECTRICAL

<b>Integral track driver</b>	48 V constant voltage driver, integral to track insert. 120/ 277V (60W max for each AxisTrak™ linear insert).
<b>Integral DP track mount driver</b>	Programmable constant current driver 1% with 0-10V dimming, dim- to- off

**i** Incorporating these components may have limitations or affect the length of the luminaire, please contact factory for more details.


### ● ACCENT BEAM SPREADS



### ● FINISH

Powder coated black or white finish.

### ● APPROVALS

Certified to cULus standards.   
All Decoratives, Pendants, and Spotlights certified under UL2108.

### ● WARRANTY

Axis Lighting will warrant defective LEDs, boards, and drivers for 5 years from date of purchase. Warranty is valid if luminaire is installed and used according to specifications. If defective, Axis will send replacement boards or drivers at no cost along with detailed replacement instructions and instructions on how to return defective components to Axis.

SPECIFICATION EXAMPLE



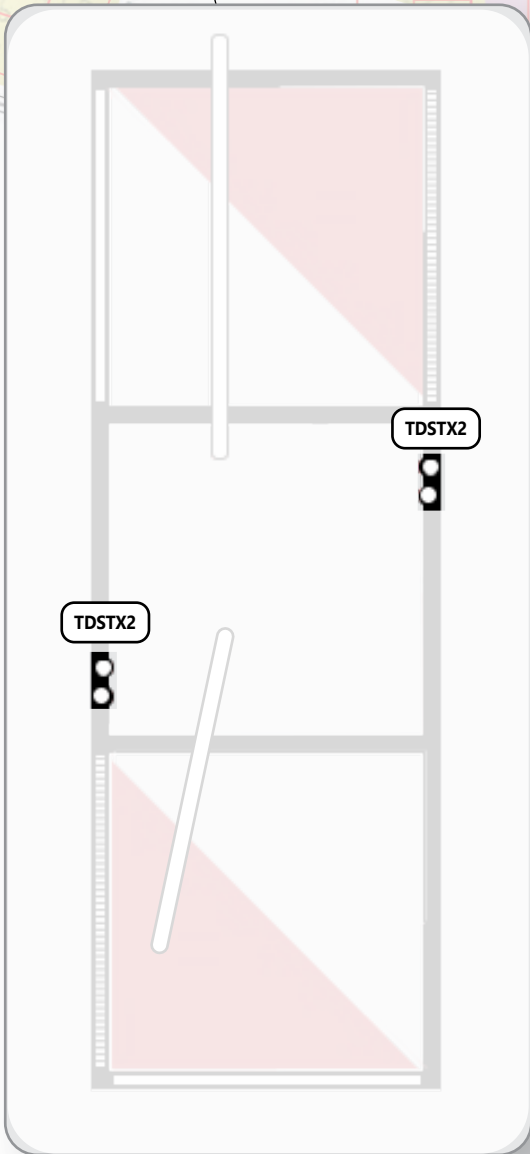
Here is how to specify within an AxisTrak™ enabled fixture:

**AXISTRAK™ EXAMPLE CODE**

*FRAMEWORK : 1) SFF-L(40)-L90(4)+T90(4)-BLK-120-IMW-1-CA(36)-RC  
 AXISTRAK™ INSERT: 2) SFLDAXT-4-120-DPCV-BLK*

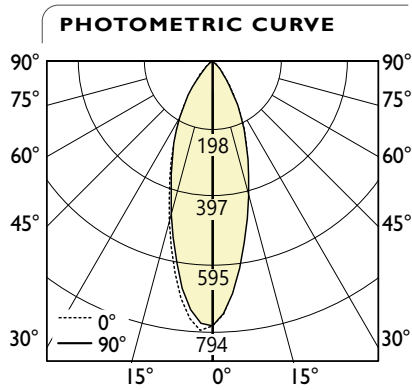
*TRACK ELEMENTS & DECORATIVES : 3) TDSTX2-WB-HI-90-30-BLK-AXT*

*Note: Shown for StenciFlex®. Also Available on Stencil Surface and Sculpt Recessed*



### PHOTOMETRIC DATA

#### Narrow Beam



**Total Lumens: 397 lm**  
**Input Watts: 8.4 W**  
**Efficacy: 47 lm/W**

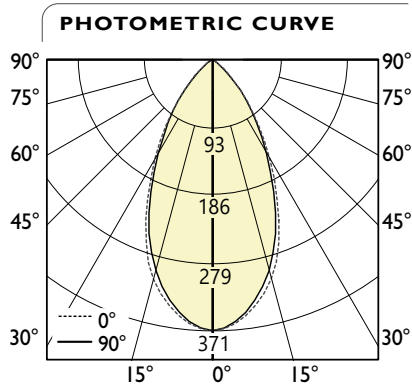
IES FILE: TDST32-NB-400-90-30.ies  
 TESTED ACCORDING TO IES LM-79-2008

CANDELA DISTRIBUTION					
Vertical Angle	Horizontal Angles				
	0	22.5	45	67.5	90
0	779	779	779	779	779
5	681	668	666	671	687
15	401	392	390	395	413
25	220	213	212	214	222
35	86	78	87	93	88
45	21	20	21	22	22
55	6	6	6	6	6
65	0	0	0	0	0
75	0	0	0	0	0
85	0	0	0	0	0
90	0	0	0	0	0

ZONAL LUMENS	
Zone	Lumens
0	64
0-10	64
10-20	123
20-30	112
30-40	68
40-50	24
50-60	6
60-70	1
70-80	0
80-90	0
90	0

LUMINANCE DATA (cd/m <sup>2</sup> )			
Vertical Angle	Horizontal Angles		
	0	45	90
45	37630	37205	38560
55	12150	12548	12115
65	973	1206	979
75	408	427	447
85	1070	1112	1070

#### Wide Beam



**Total Lumens: 329 lm**  
**Input Watts: 8.39 W**  
**Efficacy: 39 lm/W**

IES FILE: TDST32-WB-400-90-30.ies  
 TESTED ACCORDING TO IES LM-79-2008

CANDELA DISTRIBUTION					
Vertical Angle	Horizontal Angles				
	0	22.5	45	67.5	90
0	371	371	371	371	371
5	363	363	361	361	360
15	312	310	306	303	300
25	210	210	208	202	199
35	111	111	110	107	106
45	43	43	43	42	42
55	12	12	12	12	12
65	1	1	1	1	1
75	0	0	0	0	0
85	0	0	0	0	0
90	0	0	0	0	0

ZONAL LUMENS	
Zone	Lumens
0	34
0-10	34
10-20	85
20-30	94
30-40	69
40-50	34
50-60	11
60-70	1
70-80	0
80-90	0
90	0

LUMINANCE DATA (cd/m <sup>2</sup> )			
Vertical Angle	Horizontal Angles		
	0	45	90
45	76213	75955	73958
55	25504	25684	25229
65	1920	2188	2379
75	658	658	672
85	1027	1027	1041

**i** All IES files are available for download at: [www.axislighting.com](http://www.axislighting.com)