

## How to Specify

Example:

### Step 1

#### Control type selection:


Choose the IC control type: **DS(#)** daylight sensor, **OS(#)** occupancy sensor, **DOS(#)** daylight & occupancy sensor, **EN(#)** Enlighted integral, **ENR(#)** Enlighted remote or **WC(#)** wireless control dimming

### Step 2

**Control ordering code selection :** Choose the IC control ordering code (see table on pages 3-6).

### Step 3

**Quantity selection :** Choose the Quantity of the controls.



MOUNTING/SUSPENSION		BATTERY (OPTIONAL)	OTHER (OPTIONAL)	IC CONTROLS (OPT.)	CUSTOM (OPT.)
CA(L)	drywall+cable length (36" std.)	B(#)	F fuse	DS(#) daylight sensor	C custom
CT9(L)	TB/TG 9/16+cable length (36" std.)			OS(#) occupancy sensor	
CT15(L)	TB/TG 15/16+cable length (36" std.)			DOS(#) daylight & occupancy sensor	
CTS(L)	ST+cable length (36" std.)			EN(#) Enlighted integral*	
SA(L)	drywall+stem length >48" (18" std.)			ENR(#) Enlighted remote*	
	White canopy standard	Minimum 4ft; please consult factory	Requires 120V or 277V	WC(L,WC,1,LDE1,2)	Please specify
				*Please consult factory Specify quantity. Requires 8" blank Consult factory for Tunable White. Not available with DPB (DY) driver for BIOS with Dynamic Spectrum.	

Specify the complete code on the spec sheet

Example:

Control type: **WC(#)**

Control ordering code: **L,WC,1,LDE1**

Quantity: **2**

The code to specify on the spec sheet: **WC(L,WC,1,LDE1,2)**

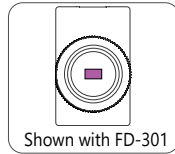
Axis luminaires allow the use of integrated controls such as daylight sensors (DS), occupancy sensors (OS) combination daylight/occupancy sensors (DOS) and wireless control (WC). These options can be seamlessly integrated into our luminaires. The control system could be used to optimize the lighting of the space by reducing energy consumption through daylight harvesting and occupancy, thereby improving the overall interior environment and allowing for LEED credits.

- Consult factory for other options.

*The integrated control systems offered are:*

## ● DAYLIGHT HARVESTING (DS):

With Daylight sensors, maximum illumination output is reduced according to the available amount of natural light. By reducing maximum illumination output, energy consumption is reduced by up to 20 percent in a process known as "Daylight Harvesting".




## ● DAYLIGHT HARVESTING AND OCCUPANCY (DOS):

A combination of Daylight & Occupancy sensor. In one form factor. All DOS sensor can be wired or wireless with various control protocols.




## ● ENLIGHTED INTEGRAL (EN) / ENLIGHTED REMOTE (ENR):

A combination of Daylight, Occupancy & Temperature autonomously control illumination levels, monitor occupancy and environmental conditions. Data is transmitted wirelessly to the Enlighted networked management system.

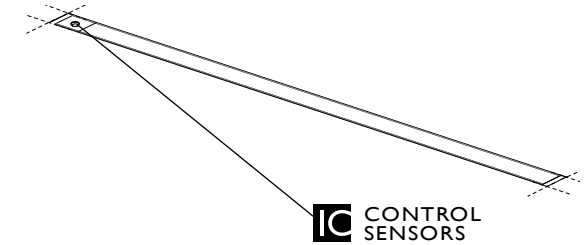


## ● INSTALLATION EXAMPLE

### Sensor location option

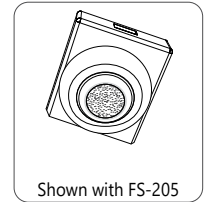


\* Incorporating IC controls may affect the length of the luminaire. Please contact factory for more details.



## ● OCCUPANCY (OS):

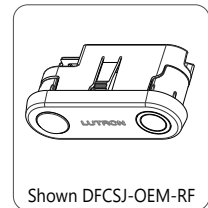
When a room is vacated, occupancy sensors ensure the light will be turned off after a programmed delay as well as ensuring that light remains on while the room is occupied.



FS-205, FS-355,  
FS-505, FS-505C

## ● WIRELESS CONTROL (WC):

Wireless Control Dimming, enabling you to control and manage LED luminaires. With wireless smart lighting control, luminaires themselves can become addressable nodes in a network.



DFCSJ-OEM-RF

## Control Product Ordering Code Designation

### INTEGRATED CONTROLS FEATURES

<b>DS</b>	Daylight Sensor
<b>OS</b>	Occupancy Sensor
<b>DOS</b>	Daylight & Occupancy Sensor
<b>EN</b>	Enlighted Integral
<b>ENR</b>	Enlighted Remote
<b>WC</b>	Wireless Control

### BRAND

<b>W</b>	WattStopper
<b>A</b>	Acuity   EldoLED
<b>E</b>	Enlighted
<b>P</b>	Signify
<b>O</b>	Encelium
<b>L</b>	Lutron
<b>LE</b>	Leviton

### TECHNOLOGY

<b>D</b>	Daylight Photocell
<b>P</b>	PIR
<b>U</b>	Ultrasonic
<b>H</b>	High Frequency
<b>DT</b>	Dual Technology (PIR + Ultrasonic)
<b>PC</b>	PIR with Wired Control
<b>DTC</b>	Dual Technology (PIR + Ultrasonic) with Wired Control
<b>WC</b>	Wireless Control
<b>PWC</b>	PIR with Wireless Control
<b>DTWC</b>	Dual Technology (PIR + Ultrasonic) with Wireless Control

### PART NUMBER

# Axis sensor designation number

### DIMMING PROTOCOL

<b>DP</b>	0-10V driver
<b>BI</b>	Bi-level driver
<b>DALI</b>	DALI driver
<b>SR</b>	Signify SR driver
<b>DEXAL</b>	Osram Dexas driver
<b>LDE1</b>	Lutron ECO driver
<b>LEDCODE</b>	EldoLED LEDcode driver
<b>D4I</b>	DALI/D4i

## DAYLIGHT SENSOR (DS)

BRAND	WATTSTOPPER
PRODUCT DESCRIPTION	<b>FD-301 (default option)</b>
Product ordering code	<b>W,D,1,DP : 0-10V dimming</b>
<b>202</b>	✓
<b>Air</b>	✓
<b>Arc</b>	✓
<b>Beam 2, 3, 4, 6</b>	✓
<b>Beam 2 Square</b>	✓
<b>Beam 3 SL</b>	N/A
<b>CovePerfekt</b>	N/A
<b>Cubic</b>	✓
<b>LT</b>	✓
<b>Mini Box</b>	✓
<b>Prime</b>	✓
<b>Sculpt</b>	✓
<b>Sketch</b>	Consult factory
<b>Slim/Slim 2xSL</b>	✓
<b>Stencil</b>	N/A
<b>Twig</b>	✓
<b>Wet Beam</b>	N/A
<b>Wet Beam DI</b>	N/A
<b>Zen Square</b>	N/A
<b>Zen, Wall Wash Perfekt, Graze Perfekt, Skyefall, SkyeScape, SkyeView</b>	N/A
<b>Aura, Day, Dia, SkyePool</b>	✓



# INTEGRATED CONTROLS GUIDE

OCCUPANCY SENSOR (OS)							
BRAND	WATTSTOPPER						ACUITY
PRODUCT DESCRIPTION	FS-205v2 PIR Occupancy & Ambient Light Level (default option)	FS-355 PIR Occupancy & Ambient Light Level	FS-155 PIR Occupancy & Ambient Light Level	FS-305 / FS-305 RC PIR Occupancy & Ambient Light Level Indoor / Outdoor (Lens Required)	FS-505 (Staircase) / FS-505C (Open Area) Ultrasonic Occupancy	FM-105 High Frequency Occupancy (Wet)	MSD 7
<b>Product ordering code</b>	<b>W,P,1,DP : 0-10V dimming</b> W,P,1,BI : BI-Level dimming W,P,1,DALI : Dali dimming	W,P,2,DP : 0-10V dimming W,P,2,DALI : DALI dimming W,P,2,BI : BI-Level dimming W,P,2,D4i : D4i DALI driver	W,P,3,DP : 0-10V dimming W,P,3,BI : BI-Level dimming W,P,3,DALI : DALI dimming	W,P,5,DP : 0-10V dimming	W,U,1,DP : 0-10V dimming W,U,1,BI : BI-Level dimming W,U,1,DALI : DALI dimming	W,H,1,DP : 0-10V dimming W,H,1,BI : BI-Level dimming W,H,1,DALI : DALI dimming	A,P,1,DP: 0-10V dimming, PIR A,DT,1,DP: 0-10V dimming, Dual Technology (PIR + Ultrasonic)
<b>202</b>	✓	✓	✓	✓	✓	✓	✓
<b>Air</b>	✓	✓	✓	✓	✓	Consult factory	✓
<b>Arc</b>	✓	✓	✓	✓	✓	✓	✓
<b>Beam2, 3, 4, 6</b>	✓	✓	✓	✓	✓	✓ except Beam 2	✓
<b>Beam 2 Square</b>	✓	✓	✓	✓	✓	N/A	✓
<b>Beam 3 SL</b>						N/A	Remote sensor only
<b>CovePerfect</b>	Consult factory						
<b>Cubic</b>	✓	✓	✓	✓	✓	✓	✓
<b>LT</b>	✓	✓	✓	✓	✓	✓	✓
<b>Mini Box</b>	✓	✓	✓	✓	✓	Consult factory	✓
<b>Prime</b>	✓	✓	✓	✓	✓	Consult factory	✓
<b>Sculpt</b>	✓	✓	✓	✓	✓	N/A	✓
<b>Sketch</b>	Consult factory						
<b>Slim/Slim 2xSL</b>	✓	✓	✓	✓	✓	N/A	✓
<b>Stencil</b>	Remote sensor only						
<b>Twig</b>	✓	✓	✓	✓	✓	N/A	✓
<b>Wet Beam</b>	N/A	Consult factory	N/A	✓	N/A	✓	N/A
<b>Wet Beam DI</b>	Consult factory						N/A
<b>Zen Square</b>	N/A	✓ (DP and D4i only)	N/A				N/A
<b>Zen, Wall Wash Perfekt, Graze Perfekt, Skyefall, SkyeScape, SkyeView</b>	Remote sensor only						
<b>Aura, Day, Dia, SkyePool</b>	✓	✓	✓	✓	✓	✓	✓

PRODUCT

DAYLIGHT AND OCCUPANCY SENSOR (DOS)		
	WIRED SENSOR	
BRAND	SIGNIFY	ACUITY
PRODUCT DESCRIPTION	SNS010C (default option)	NES7 ADCX
Product ordering code	<b>P,PC,1,DP : 0-10V dimming</b>	A,PC,1,DP : 0-10V dimming, PIR A,DTC,1,DP : 0-10V dimming, Dual Technology (PIR + Ultrasonic)
<b>202</b>	✓	✓
<b>Air</b>	✓	✓
<b>Arc</b>	✓	✓
<b>Beam 2, 3, 4, 6</b>	✓	✓
<b>Beam 2 Square</b>	✓	✓
<b>Beam 3 SL</b>	Remote sensor only	
<b>CovePerfekt</b>	Consult factory	
<b>Cubic</b>	✓	✓
<b>LT</b>	✓	✓
<b>Mini Box</b>	✓	✓
<b>Prime</b>	✓	✓
<b>Sculpt</b>	✓	✓
<b>Sketch</b>	Consult factory	
<b>Slim/Slim 2xSL</b>	N/A	✓
<b>Stencil</b>	Remote sensor only	
<b>Twig</b>	✓	✓
<b>Wet Beam</b>	N/A	
<b>Wet Beam DI</b>	Consult factory	
<b>Zen Square</b>	N/A	
<b>Zen, Wall Wash Perfekt, Graze Perfekt, Skyefall, SkyeScape, SkyeView</b>	Remote sensor only	
<b>Aura, Day, Dia, SkyePool</b>	✓	✓

PRODUCT

## DAYLIGHT AND OCCUPANCY SENSOR (DOS)

PRODUCT DESCRIPTION	WIRELESS SENSOR						
	SIGNIFY		ACUITY	LUTRON	WATTSTOPPER	ENCELIUM	LEVITON
	EasySense SNS200 (Advance grouping)	EasySense SNS102	Acuity Controls RES7 with EldoLED	VIVE INTEGRAL FIXTURE CONTROL WITH SENSOR (DFCSJ-OEM-OCC)	LMFS-601	Encelium	Intellect
<b>Product ordering code</b>	P,PWC,1,SR : SR DALI driver	P,PWC,2,SR : SR DALI driver	A,PWC,1,LedCode : ELDOLED driver, PIR A,PWC,1,DP : 0-10V dimming, PIR A,DTWC,1,LedCode : ELDOLED driver, Dual Technology (PIR + Ultrasonic) A,DTWC,1,DP : 0-10V dimming, Dual Technology (PIR + Ultrasonic)	L,PWC,2,LDE1 : Lutron ECO driver L,PWC,2,SR : SR DALI driver L,PWC,2,DEXAL : DEXAL DALI driver L,PWC,2,D4i : D4i DALI Driver	W,PWC,1,DP : 0-10V dimming W,PWC,1,DALI : SR DALI driver W,PWC,1,D4i : D4i DALI driver	O,PWC,1,DP : 0-10V dimming O,PWC,1,DEXAL : DEXAL DALI driver O,PWC,1,D4i : D4i DALI driver	LE,PWC,1,DP : 0-10V dimming
<b>202</b>	✓	✓	✓	✓	✓	✓	✓
<b>Air</b>	✓	✓	✓	✓	✓	✓	✓
<b>Arc</b>	✓	✓	✓	✓	✓	✓	✓
<b>Beam 2, 3, 4, 6</b>	✓	✓	✓	✓	✓	✓	✓
<b>Beam 2 Square</b>	✓	✓	✓	✓	✓	✓	✓
<b>Beam 3 SL</b>	Remote sensor only						
<b>CovePerfekt</b>	Consult factory						
<b>Cubic</b>	✓	✓	✓	✓	Consult factory		
<b>LT</b>	✓	✓	✓	✓	✓	✓	✓
<b>Mini Box</b>	✓	✓	✓	✓	✓	✓	✓
<b>Prime</b>	✓	✓	✓	✓	✓	✓	✓
<b>Sculpt</b>	✓	✓	✓	✓	✓	✓	✓
<b>Sketch</b>	Consult factory						
<b>Slim/Slim 2xSL</b>	✓	✓	✓	✓	Consult factory		
<b>Stencil</b>	Remote sensor only						
<b>Twig</b>	✓	✓	✓	✓	✓	✓	✓
<b>Wet Beam</b>	N/A						
<b>Wet Beam DI</b>	Consult factory				Remote sensor		
<b>Zen Square</b>	N/A			✓ (D4i only)	✓ (D4i only)	✓ (D4i only)	N/A
<b>Zen, Wall Wash Perfekt, Graze Perfekt, Skyefall, SkyeScape, SkyeView</b>	Remote sensor only						
<b>Aura, Day, Dia, SkyePool</b>	✓	✓	✓	✓	✓	✓	✓



# INTEGRATED CONTROLS GUIDE

ENLIGHTED SENSOR (EN, ENR)						
BRAND	ENLIGHTED					
PRODUCT DESCRIPTION	SU-5E-IL	SU-5E-CL (default option)	SU-5E-IOT	Ruggedized Sensor SU-5S-LRW-IL	Ruggedized Sensor SU-5S-LRW-CL	Ruggedized Sensor SU-5S-LRW-IoT
<b>Product ordering code</b>	<b>E,PWC,1,DP : 0-10V dimming</b> E,PWC,1,SR : SR DALI driver E,PWC,1,DEXAL : DEXAL DALI driver E,PWC,1,D4I : D4i DALI driver	<b>E,PWC,2,DP : 0-10V dimming</b> E,PWC,2,SR : SR DALI driver E,PWC,2,DEXAL : DEXAL DALI driver E,PWC,2,D4I : D4i DALI driver	<b>E,PWC,3,DP : 0-10V dimming</b> E,PWC,3,SR : SR DALI driver E,PWC,3,DEXAL : DEXAL DALI driver E,PWC,3,D4I : D4i DALI driver	E,PWC,5,DP : 0-10V dimming	E,PWC,6,DP : 0-10V dimming	E,PWC,7,DP : 0-10V dimming
<b>202</b>	✓	✓	✓	N/A	N/A	N/A
<b>Air</b>	✓	✓	✓	N/A	N/A	N/A
<b>Arc</b>	✓	✓	✓	N/A	N/A	N/A
<b>Beam 2, 3, 4, 6</b>	✓	✓	✓	N/A	N/A	N/A
<b>Beam 2 Square</b>	✓	✓	✓	N/A	N/A	N/A
<b>Beam 3 SL</b>	Remote sensor					
<b>CovePerfekt</b>	Consult factory					
<b>Cubic</b>	Consult factory			N/A	N/A	N/A
<b>LT</b>	✓	✓	✓	N/A	N/A	N/A
<b>Mini Box</b>	✓	✓	✓	N/A	N/A	N/A
<b>Prime</b>	✓	✓	✓	N/A	N/A	N/A
<b>Sculpt</b>	✓	✓	✓	N/A	N/A	N/A
<b>Sketch</b>	Consult factory					
<b>Slim/Slim 2xSL</b>	Consult factory			N/A	N/A	N/A
<b>Stencil</b>	Remote sensor					
<b>Twig</b>	✓	✓	✓	N/A	N/A	N/A
<b>Wet Beam</b>	N/A	N/A	N/A	✓	✓	✓
<b>Wet Beam DI</b>	Remote sensor					
<b>Zen Square</b>	✓ (D4i only)	✓ (D4i only)	✓ (D4i only)	N/A	N/A	N/A
<b>Zen, Wall Wash Perfekt, Graze Perfekt, Skyefall, SkyeScape, SkyeView</b>	Remote sensor only					
<b>Aura, Day, Dia, SkyePool</b>	✓	✓	✓	N/A	N/A	N/A

## WIRELESS CONTROL DIMMING (WC)

BRAND	LUTRON		ENCELIUM	ACUITY
	PRODUCT DESCRIPTION	VIVE INTEGRAL FIXTURE CONTROL WITHOUT SENSOR (DFCSJ-OEM-RF)	ATHENA INTEGRAL FIXTURE CONTROL WITHOUT SENSOR (A-WN-D01-RF) <small>*White or black available, white supplied by default.</small>	ENCELIUM CLM (IP54 RATED)
<b>Product ordering code</b>	L,WC,1,LDE1 : Lutron ECO driver L,WC,1,SR : SR DALI driver L,WC,1,DEXAL : DEXAL DALI driver L,WC,1,D4i : D4i DALI driver	L,WC,3,DP : 0-10V dimming* L,WC,3,SR : SR DALI driver L,WC,3,DEXAL : DEXAL DALI driver L,WC,3,D4i : D4i DALI driver <small>* Can not provide energy metering.</small>	O,WC,2,DP : 0-10V dimming O,WC,2,DEXAL : DEXAL DALI driver O,WC,2,SR : SR DALI driver O,WC,2,DALI : DALI driver external DALI PSU O,WC,2,D4I : D4i DALI driver	A,WC,1,LEDCODE : ELDOLED driver A,WC,1,DP : 0-10V dimming
<b>202</b>	✓	✓	✓	✓
<b>Air</b>	✓	✓	✓	✓
<b>Arc</b>	✓	✓	✓	✓
<b>Beam 2, 3, 4, 6</b>	✓	✓	✓	✓
<b>Beam 2 Square</b>	✓	✓	✓	✓
<b>Beam 3 SL</b>	Remote sensor only			
<b>CovePerfekt</b>	Consult factory	✓	Consult factory	
<b>Cubic</b>	✓	✓	✓	✓
<b>LT</b>	✓	✓	✓	✓
<b>Mini Box</b>	✓	✓	✓	✓
<b>Prime</b>	✓	✓	✓	✓
<b>Sculpt</b>	✓	✓	✓	✓
<b>Sketch</b>	Consult factory			
<b>Slim/Slim 2xSL</b>	✓	✓	✓	✓
<b>Stencil</b>	N/A			
<b>Twig</b>	✓	✓	✓	✓
<b>Wet Beam</b>	N/A	N/A	✓	N/A
<b>Wet Beam DI</b>	Consult factory	N/A	Consult factory	Consult factory
<b>Zen Square</b>	✓ (D4i only)	✓ (D4i only)	✓ (D4i only)	N/A
<b>Zen, Wall Wash Perfekt, Graze Perfekt, Skyefall, SkyeScape, SkyeView</b>	Remote sensor only	N/A	Remote sensor only	Remote sensor only
<b>Aura, Day, Dia, SkyePool</b>	✓	✓	✓	✓