Beam 2 | Wall mount - Direct



Flush Spotless Lens - down
Glo Lens - up

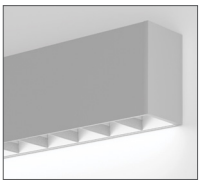

Louver



Glo Lens up and down

Project _____

Type _____

Notes _____

PERFORMANCE PER LINEAR FOOT AT 3500K

NOMINAL LUMEN OUTPUT	INPUT WATTS*	EFFICACY	SHIELDING
1000 lm/ft	9.9 W/ft	97 lm/W	L

Please consult factory for custom lumen output and wattage.

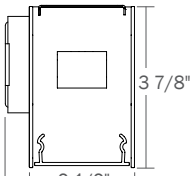

UB Ultra Blend Lens | SO Spotless Lens | Louver | Glo lens 0.25"

SurroundLite is available with indirect lighting only.

*Check the latest update on the DLC website for complete information. Not all versions may be DLC qualified.
See page 2 for DLC Approved Options

Axitune Dim-to-Warm | Axitune Tunable White | PoE | CONTROL SENSORS | bios | c UL us Listed | LED BOARD & DRIVER 5 YEAR LUMINAIRE WARRANTY

Ordering Guide

TB2WDLED

PRODUCT ID		NOM. LUM/FT DOWN		CRI		COLOR TEMP.				SHIELDING	
TB2WDLED	Beam2 - Wall Direct LED	**400**	400 lm/ft - **min**	**80**	80 CRI	**27**	2700 K	**B30**	3000 K - Bios*	**SO**	spotless lens
		750	750 lm/ft - **max**	**90**	90 CRI*	**30**	3000 K	**B35**	3500 K - Bios*	**L**	louver*
		1000	1000 lm/ft - max for louver*			**35**	3500 K	**B40**	4000 K - Bios*	**0.25G**	0.25" Glo lens
						40	4000 K	**TW2750**	2700-5000 K - Tunable White	**UB**	ultra blend lens**
								TW2765	2700-6500 K - Tunable White		
								DW3020	3000-2000 K - Dim to Warm		
		Outputs between listed min and max are available. Consult factory for outputs outside of the listed range. * 1000 lumens, only for louver. Consult factory for max output with BIOS * 1000lm/ft with louver		* Not available with Bios.		Consult Axitune technical sheet for more information of color technology. *Consult BIOS guide for more information on BIOS technology				Choose only one of the options above; SurroundLite not available with direct. *Available in 3' and 4' combinations; otherwise consult factory. **Default lens for Tunable white and BIOS. Consult factory for other lens.	

LENGTH (FT)		MR (OPTIONAL)		FINISH		VOLTAGE		DRIVER		CIRCUITS	
2	2'	**DMLED(#)**	downlight module LED	**AP**	aluminum paint	**120**	120 V	**DP**	dimming (0-10V) 1%	**1**	1 circuit
3	3'			**W**	white	**277**	277 V	**LT(#)**	Lutron*	**2**	2 circuits
4	4'			**BLK**	black	**347**	347 V	**BI**	bi-level dimming	**+E(#)**	emergency circuit*
5	5'			**C**	custom	**UNV**	universal	**O(#)**	other**	**+NL(#)**	night light circuit*
8	8'					**DC**	low voltage*	**DPB(#)**	dimming (0-10V) 1% with Bios*	**+GTD(#)**	generator transfer device*
12	12'							**TW(#)**	tunable white drivers*	**+M**	MR
S(L)	System Run							**POE(#)**	POE drivers*		
		Add 6" per lamp, Specify quantity Separate circuits included. Requires 120V or 277. Available in luminaires with Axitune and BIOS but downlight modules will not be tunable white or BIOS LEDs				* Only available with POE drivers.		*See page 2 to specify system **Please consult factory; see page 2		*Specify quantity	

BATTERY (OPTIONAL)		OTHER (OPTIONAL)		IC CONTROLS (OPTIONAL)		CUSTOM (OPTIONAL)	
B(#)	battery pack (integral)	**F**	fuse*	**DS(#)**	daylight sensor	**C**	custom
				OS(#)	occupancy sensor		
				DOS(#)	daylight & occupancy sensor		
				EN(#)	Enlighted integral*		
				ENR(#)	Enlighted remote*		
				WC(#)	wireless control dimming		
Minimum 5ft; please consult factory. Not available with 347V.		*Requires 120V or 277V		*Please consult factory Specify quantity. Requires 8" blank. See integrated controls guide for more details. Consult factory for Tunable White. Not available with DPB (DY) driver for BIOS with Dynamic Spectrum		Please specify	

© 2016 Axis Lighting Inc.

1.800.263.2947
[T] 514.948.6272
axislighting.com

SPECIFICATIONS

CONSTRUCTION

Housing	Extruded aluminum (0.075'' nominal) Up to 70% recycled content
End Cap	Cast aluminum
Interior Brackets	Die formed sheet steel (20 gauge)
Reflectors	White powder coated sheet steel (22 gauge)
Louvers	Die formed semi-specular aluminum (22 gauge)
Lenses	Extruded acrylic (0.070'' nominal)
Hanger	adjustable slide mount
Suspension	Y shape aircraft cable or Ø 1/2" stem

ELECTRICAL

Lutron driver*	**LDE1** - Hi-lume 1% EcoSystem with Soft-on, Fade-to-Black **LDE5** - 5-Series EcoSystem **LTEA** - Hi-lume 1% 2-wire (120V forward phase only) *Consult factory
Other drivers**	**DALI** - Digital Addressable Lighting Interface **DMX** - Digital Multiplex **LV** - line voltage - Advance Mark 10 **Xitanium SR** - For wireless sensor
BIOS DPB drivers*	**STC** - BIOS control 0-10V with static spectrum and BIOS SkyBlue enabled from 100% to 1%. **DYN**- BIOS control 0-10V with dynamic spectrum and BIOS SkyBlue® with Bio-Dimming™ enabled 100% to 50%, light output dimming from 49% to 1%.
Tunable White TW drivers*	**DALIDT6** - DALI Type 6 (Two DALI Addresses) **DALIDT8** - DALI Type 8 (One DALI Address) **LTTW** - Lutron T-Series Tunable White
Power over Ethernet POE drivers* UL2108 certified for integral or remote driver	MOLEX IGOR **O** - Other (Consult factory)
Emergency	Integral emergency battery pack or emergency circuit optional.
Input Voltage	120V, 277V, 347V, UNV, DC.

***Choose driver from available options.**

ℹ Incorporating these components may have limitations or affect the length of the luminaire. Please contact factory for more details.

*Check the latest update on the DLC website for complete information. Not all versions may be DLC qualified.

DLC Approved Options

OUTPUT UP	CRI	COLOR TEMP.	SHIELDING	LENGTH	FINISH	VOTAGE	DRIVER	CIRCUITS
750 lm/ft	80	3500 K	SLA	4' 8' 12'	white	universal	DP	1

OPTICS



SO Spotless lens
UB Ultra Blend lens



L Louver



0.25G Glo lens

ULTRA BLEND LENS
Frosted acrylic snap-in micro lens suitable for Tunable White and BIOS applications.

SPOTLESS LENS
Frosted acrylic snap-in micro lens

PARABOLIC LOUVERS
Die formed semi-specular aluminum (22 gauge)

GLO LENS
0.25" frosted acrylic drop lens. Patented design.

LED SYSTEM

CRI	Minimum 80 or 90 color rendering index.
CRI BIOS	Minimum 80 color rendering index with R9>90 for all CCTs.
CCT Single Color	Choice of 2700K, 3000K, 3500K and 4000K color temperature with a great color consistency (within 3–step MacAdam ellipse). Both within fixture and fixture to fixture.
CCT BIOS	BIOS Static (STC) Choice of 3000K, 3500K and 4000K. BIOS SkyBlue® Dynamic (DYN) Choice of 3000K, 3500K, and 4000K with Bio-Dimming™ Consult BIOS guide for more information on BIOS technology.
CCT Axitune Systems	Consult Axitune technical sheet for more information on color technology.
LED life	Minimum 50,000h with 85% of lumen maintenance in 25°C ambient temperature, in compliance with IES LM-80 testing measurements.
Thermal Management	Aluminum housing acting as the heat sink to maximize life.
Environment	Dry and damp rated in operating ambient temperatures of 0-40°C (32-104F).

© 2016 Axis Lighting Inc.
1.800.263.2947
[T] 514.948.6272
axislighting.com

SYSTEM (S#)

BEAM2 SurroundLite linear systems, with the use of a strong profile, allow for a nearly hair thin connection system of continuous runs. Lengths of 4', 8', 12' as well as custom lengths are available. Runs of BEAM2 SurroundLite that are greater than 12' in length are designated as systems (S#). This means that the run is comprised of a combination of 4', 8' and/or 12' sections to be assembled on site using our joining system. For more information on systems and joining, please refer to the BEAM installation sheets available for download at www.axislighting.com.

WARRANTY

Axis Lighting will warrant defective LEDs, boards, and drivers for 5 years from date of purchase. Warranty is valid if luminaire is installed and used according to specifications. If defective, Axis will send replacement boards or drivers at no cost along with detailed replacement instructions and instructions on how to return defective components to Axis.

WEIGHT

Direct 4 ft	13.2 lbs / 6.0 kg
Direct 8 ft	26.4 lbs / 12.0 kg
Direct 12 ft	39.6 lbs / 18.0 kg

InstaJoiner

BEAM2 SurroudLite luminaires feature InstaJoiner, a unique, patent-pending joining system developed by Axis offering fast, single-screw tightening.

NOTE: Mount each system segment individually.

Do not assemble system prior to mounting.

Allow a minimum of 6" between end of long runs and wall.

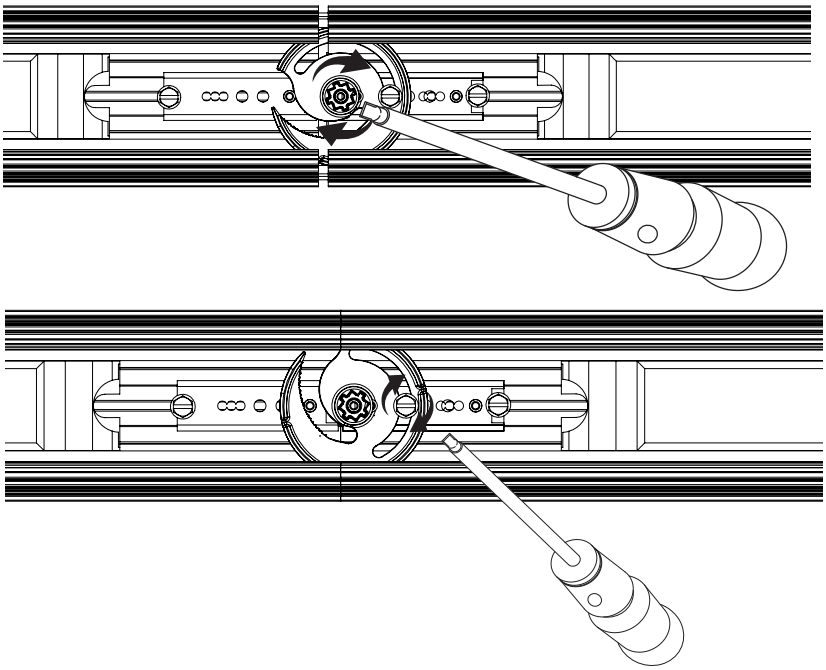

Patent - Pending

© 2016 Axis Lighting Inc.

1.800.263.2947
[T] 514.948.6272

axislighting.com

● *SECTION VIEWS*

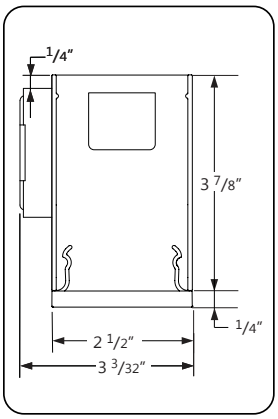

0.25G **0.25" Glo lens - Direct**

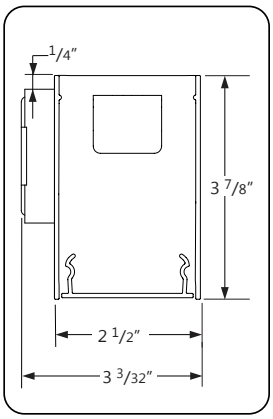

SO **Spotless lens - Direct**

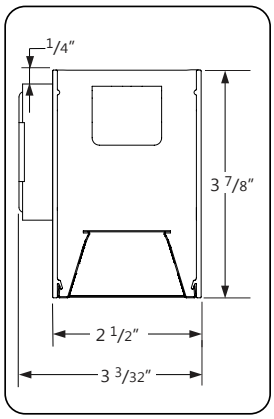

L **Louver - Direct**

© 2016 Axis Lighting Inc.

1.800.263.2947
[T] 514.948.6272
axislighting.com

MOUNTING OPTIONS

HORIZONTAL MOUNTING DETAILS

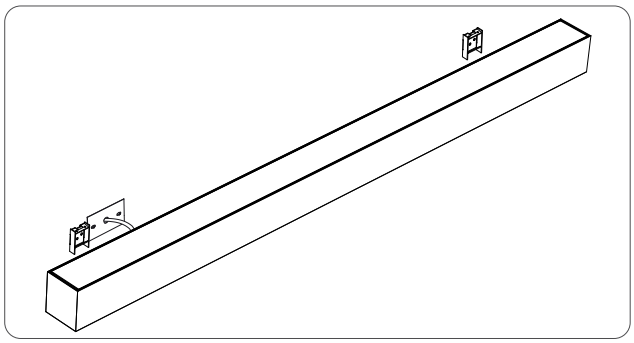

MOUNTING BRACKETS

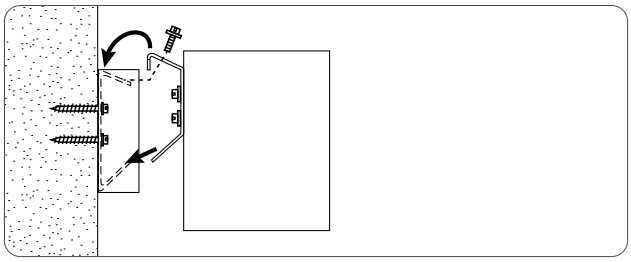

SIDE VIEW

VERTICAL MOUNTING DETAILS

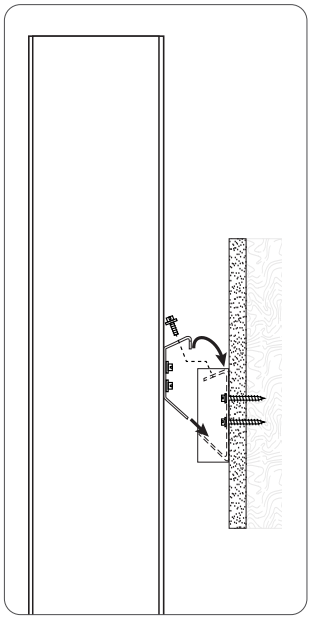

MOUNTING BRACKETS

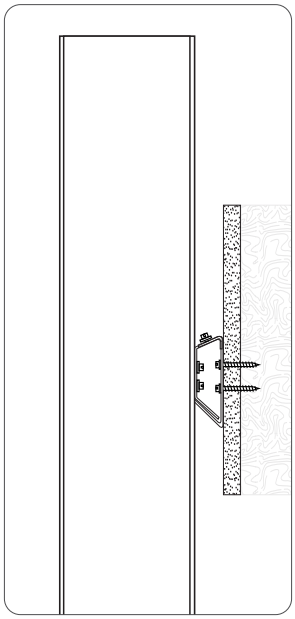

SIDE VIEW

OTHER MOUNTING OPTIONS

BEAM2 SurroundLite is also available with wall and horizontal wall mounted options.

Specification sheets and installation sheets for all mountings for BEAM2 SurroundLite luminaires are available for download at www.axislighting.com

FINISH

Aluminium paint, powder coated and custom finishes are also available.

DMLED MODULE

Blank	Extruded aluminum (0.075'' nominal)
LED Module	2'' diameter
Quantity	For every 4' section, there may be up to a maximum of 4 x DMLED module.
Spacing	Each DMLED module is placed centered on a blank section 6'' in length. For a series of modules within a given section length, they will be spaced evenly on a longer blank section. Custom spacing may be available on special request.
Tilt	15° each side.

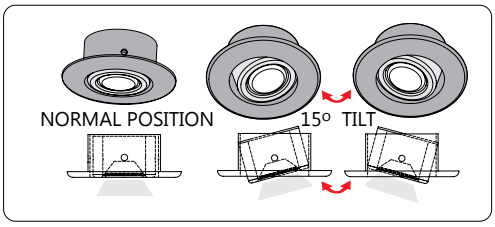

Between sections

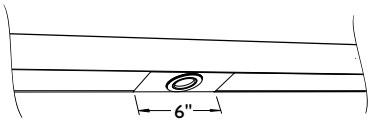

At luminaire ends

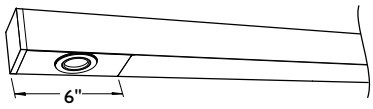

Several in a long blank section

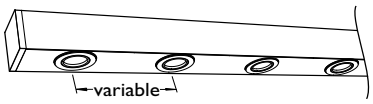

Beam Angle	30 nominal degrees
Input Watts	3W
Nominal Lumens	126 lumens
Efficacy	42 lumens per watt
Color Rendering Index (CRI)	80
Life	25,000 hours at L_{70}
Correlated color temperature (CCT)	3000K

More options are available upon request. Please consult factory.

* See photometric report.

APPROVALS

Certified to UL and CUL standards
Meets NYC requirements
Meets ADA requirements.
Suitable for damp locations.

© 2016 Axis Lighting Inc.
1.800.263.2947
[T] 514.948.6272
axislighting.com

● *PHOTOMETRIC DATA*

Uplight
0 lm/ft
Downlight
1000 lm/ft

PHOTOMETRIC CURVE

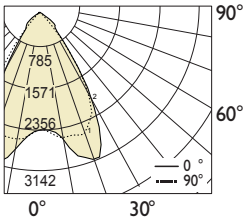

Lumen/ft up: 0 lm/ft
Lumen/ft down: 1000 lm/ft
Total Lumens: 3645 lm (for 4ft)
Input Watts: 39.6 W
Efficacy: 92 lm/W
IES FILE: TB2DILED-0-1000-80-35-L-4.IES

TESTED ACCORDING TO IES LM-79-2008

CANDELA DISTRIBUTION

	Horizontal Angles				
Vertical Angle	0	22.5	45	67.5	90
0	2297	2297	2297	2297	2297
5	2356	2348	2337	2321	2312
15	2483	2504	2693	2915	2904
25	2322	2513	3107	3055	2851
35	1290	1752	2342	1633	1320
45	194	307	658	478	428
55	32	48	76	175	250
65	6	8	13	17	20
75	2	2	3	5	5
85	0	1	1	1	1
90	0	0	0	0	0

ZONAL LUMENS

	Lumens
Zone	
0	
0-10	228
10-20	768
20-30	1260
30-40	1073
40-50	397
50-60	106
60-70	19
70-80	4
80-90	1
90	

LUMINANCE DATA (cd/m²)

	Horizontal Angles		
Vertical Angle	0	45	90
45	4597	15642	10171
55	949	2223	7334
65	219	521	807
75	110	208	312
85	77	154	212

Uplight
0 lm/ft
Downlight with SO
750 lm/ft

PHOTOMETRIC CURVE

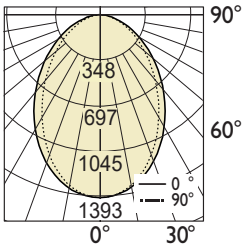

Lumen/ft up: 0 lm/ft
Lumen/ft down: 750 lm/ft
Total Lumens: 3002 lm (for 4ft)
Input Watts: 29.6 W
Efficacy: 101 lm/W
IES FILE: TB2WDLED-750-80-35-LED-SO-4.IES

TESTED ACCORDING TO IES LM-79-2008

CANDELA DISTRIBUTION

	Horizontal Angles				
Vertical Angle	0	22.5	45	67.5	90
0	1393	1393	1393	1393	1393
5	1377	1378	1380	1382	1383
15	1251	1260	1285	1304	1313
25	1042	1061	1105	1158	1178
35	807	830	887	954	987
45	589	609	665	731	762
55	406	421	463	515	541
65	256	266	292	325	340
75	136	140	152	166	172
85	43	44	45	47	48
90	8	7	6	4	2

ZONAL LUMENS

	Lumens
Zone	
0	
0-10	131
10-20	360
20-30	509
30-40	557
40-50	517
50-60	420
60-70	293
70-80	163
80-90	51
90	

LUMINANCE DATA (cd/m²)

	Horizontal Angles		
Vertical Angle	0	45	90
45	12883	14544	16651
55	10949	12479	14578
65	9369	10689	12438
75	8110	9069	10295
85	7601	8027	8440

© 2016 Axis Lighting Inc.
1.800.263.2947
[T] 514.948.6272
axislighting.com