EDGE 2

WALL MOUNT - DIRECT AND INDIRECT


Edge 2 Direct


Edge 2 Indirect


Shown with groove finish

Project _____

Type _____

Notes _____

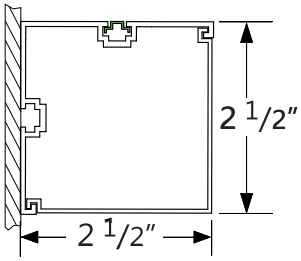

Direct

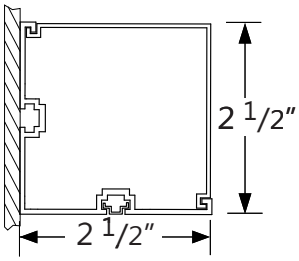

Indirect

CONTROL SENSORS

Ordering Guide

PRODUCT ID		NOM. LUMENS/FT		CRI		COLOR TEMP.		UB SHIELDING		LENGTH		FINISH	
ED2WD	Edge 2 Wall Direct LED	**250**	250 lm/ft- Min	**80**	80 CRI	**27**	2700 K	**UB**	Ultra Blend Lens	**2**	2'	**AP**	aluminum paint
ED2WI	Edge 2 Wall Indirect LED	**1000**	1000 lm/ft - Max	**90**	90 CRI	**30**	3000 K			**3**	3'	**W**	white
						35	3500 K			**4**	4'	**BLK**	black
						40	4000 K			**5**	5'	**C**	custom
										6	6'		
										7	7'		
										8	8'		
										12	12'		
										S#	system run		
		Outputs between listed min and max are available. Consult factory for outputs outside of the listed range.								For all other lengths and related outputs, please consult factory.			

GROOVE FINISH		VOLTAGE		DRIVER		CIRCUITS	
AP	aluminum paint	**120**	120 V	**DP**	dimming (0-10V) 1% - integral*	**1**	1 circuit
W	white	**277**	277 V	**LT**	Lutron-remote (1) - remote**	**2**	2 circuits
BLK	black	**347**	347 V*	**BI**	bi-level dimming - remote**	**+E(#)**	emergency circuit (3)
C	custom	**UNV**	universal	**O**	other (2) - remote*		
See page 2 for more details		* Remote driver only.		* Not available with 347V ** Remote driver (1) Specify system. Remote only. (2) Please consult factory; see page 2		(3) Specify quantity	

FL									
END CAP		BATTERY - REMOTE (OPTIONAL)		OTHER (OPTIONAL)		IC CONTROLS (OPTIONAL)		CUSTOM (OPTIONAL)	
FL	flat standard	**B#**	remote battery pack	**F**	fuse	**DS#**	daylight sensor	**C**	custom
						OS#	occupancy sensor		
						DOS#	daylight & occupancy sensor		
						EN#	Enlighted integral (4)		
						ENR#	Enlighted remote (4)		
						WC#	wireless control dimming		
For close end cap only		Remote only		Requires 120V or 277V		(4) Please consult factory Specify quantity. Requires 8" blank See integrated controls guide more details.		Please specify	

© 2016 Axis Lighting Inc.

1.800.263.2947
[T] 514.948.6272

axislighting.com

SPECIFICATIONS

CONSTRUCTION

Housing	Extruded aluminum (0.075'' nominal) Up to 70% recycled content
End Cap	Cast aluminum
Interior Brackets	Die formed sheet steel (20 gauge)
Reflectors	White powder coated sheet steel (22 gauge)
Lenses	Extruded acrylic (0.070'' nominal)

ELECTRICAL

Mini driver	EDGE 2 features integral mini driver technology. 0-10V dimming standard.
Emergency	Remote emergency battery pack or emergency circuit optional.
Input Voltage	120V, 277V, 347V, UNV.

Incorporating these components may have limitations or effect the length of the luminaire, please contact factory for more details.

LED SYSTEM

CRI	Minimum 80 or 90 color rendering index.
CCT	Choice of 2700K, 3000K, 3500K and 4000K color temperature with a great color consistency (within 3–step MacAdam ellipse). Both within fixture and fixture to fixture.
LED life	Minimum 50,000h with 85% of lumen maintenance in 25^{0}C ambient temperature, in compliance with IES LM-80 testing measurements.
Thermal Management	Aluminum housing acting as the heat sink to maximize life.
Environment	Dry and damp rated in operating ambient temperatures of 0-40^{0}C (32-104F).

WEIGHT

Direct 4 ft	4.7 lbs / 2.1 kg
Direct 8 ft	9.2 lbs / 4.2 kg
Direct 12 ft	13.9 lbs / 6.3 kg

OPTICS



UB Ultra Blend Lens

SYSTEM (S#)

EDGE 2 linear systems, with the use of a strong profile, allow for a nearly hair thin connection system of continuous runs. Lengths of 2', 3', 4', 8', 12' as well as custom lengths are available. Runs of EDGE 2 that are greater than 12' in length are designated as systems (S#). This means that the run is comprised of a combination of 4', 8' and/or 12' sections to be assembled on site using our joining system. For more information on systems and joining, please refer to the EDGE 2 installation sheets available for download at www.axislighting.com.

WARRANTY

Axis Lighting will warrant defective LEDs, boards, and drivers for 5 years from date of purchase. Warranty is valid if luminaire is installed and used according to specifications. If defective, Axis will send replacement boards or drivers at no cost along with detailed replacement instructions and instructions on how to return defective components to Axis.

GROOVE FINISH



© 2016 Axis Lighting Inc.
1.800.263.2947
[T] 514.948.6272
axislighting.com

MOUNTING SPACING

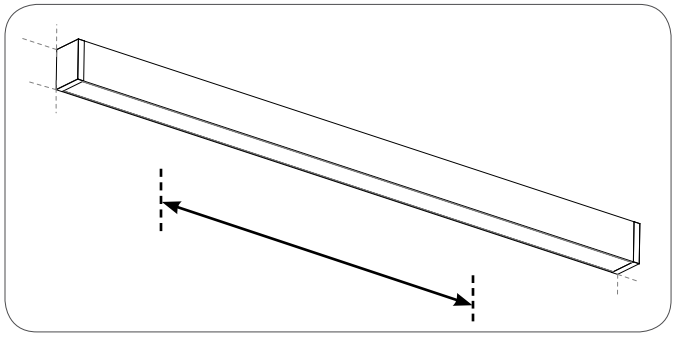

EDGE 2 LED 4'	(32" C.C.)
EDGE 2 LED 8'	(80" C.C.)
EDGE 2 LED 12'	(128" C.C.)

NOTE: Use stud if possible for mounting

HORIZONTAL MOUNTING DETAILS

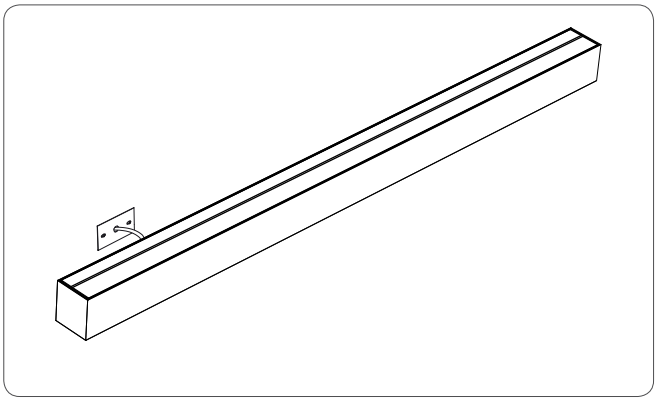

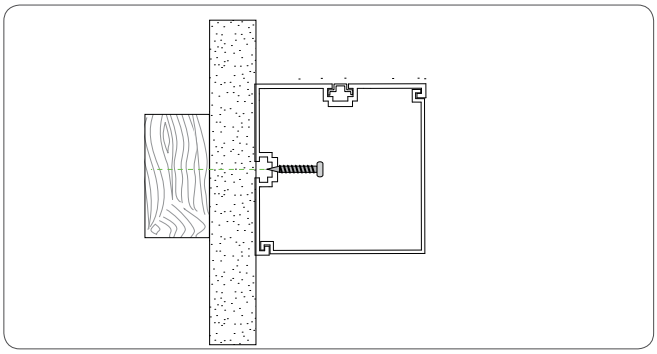

SIDE VIEW

VERTICAL MOUNTING DETAILS

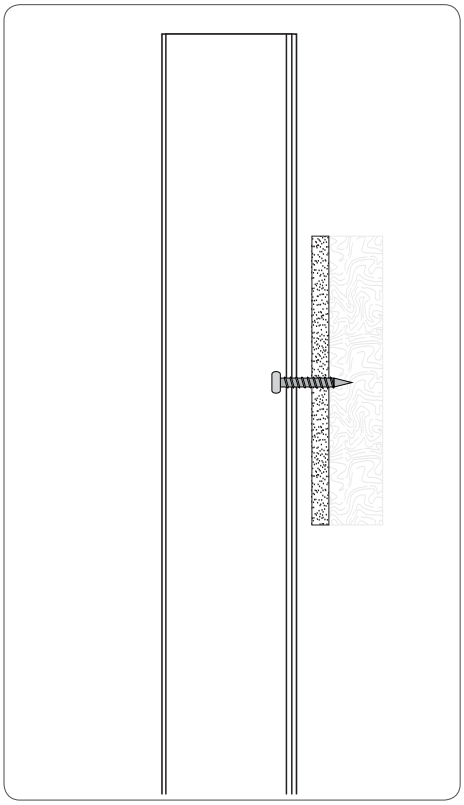

SIDE VIEW

OTHER MOUNTING OPTIONS

EDGE 2 is also available as Pendant or Surface.

Specification sheets and installation sheets for all mountings for EDGE 2 luminaires are available for download at www.axislighting.com

© 2016 Axis Lighting Inc.
1.800.263.2947
[T] 514.948.6272
axislighting.com

PHOTOMETRIC DATA

Indirect - 500 lm/ft

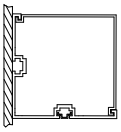

PHOTOMETRIC CURVE

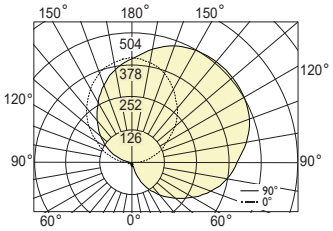

Lumen/ft: 500 lm/ft
Total Lumens: 2000 lm (for 4ft)
Input Watts: 15.2 W
Efficacy: 132 lm/W
IES FILE: ED2WI-UB-500-80-35-4.IES

TESTED ACCORDING TO IES LM-79-2008
80 CRI shown. To calculate watts and efficacy at 90 CRI, apply a multiplier of 0.8.

CANDELA DISTRIBUTION

	Horizontal Angles				
Vertical Angle	0	22.5	45	67.5	90
0	15	15	15	15	15
5	13	14	15	16	17
15	10	17	31	43	50
25	6	28	56	80	93
35	3	39	89	125	141
45	8	53	121	169	190
55	7	71	151	215	242
65	8	83	181	263	296
75	14	93	209	305	346
85	9	105	230	337	386
90	1	115	242	352	400
95	26	128	258	370	422
105	78	168	297	413	463
115	126	217	341	444	489
125	180	269	375	465	501
135	242	314	406	477	504
145	292	356	427	480	501
155	341	386	436	474	489
165	377	405	433	453	463
175	394	403	412	419	422
180	400	400	400	400	400

ZONAL LUMENS

	Lumens
Zone	
0	
0-10	1
10-20	6
20-30	14
30-40	26
40-50	44
50-60	64
60-70	86
70-80	106
80-90	122
90-100	145
100-110	181
110-120	213
120-130	231
130-140	231
140-150	211
150-160	170
160-170	110
170-180	38

LUMINANCE DATA (cd/m²)

	Horizontal Angles		
Vertical Angle	0	45	90
45	163	1582	2220
55	159	2126	2967
65	245	2856	3936
75	664	3859	5198
85	1018	5326	6887

Direct - 500 lm/ft

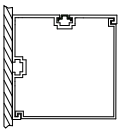

PHOTOMETRIC CURVE

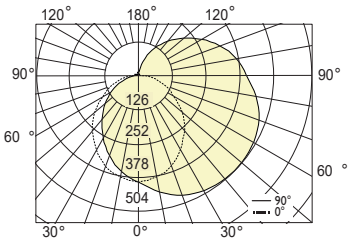

Lumen/ft: 500 lm/ft
Total Lumens: 2000 lm (for 4ft)
Input Watts: 15.2 W
Efficacy: 132 lm/W
IES FILE: ED2WD-UB-500-80-35-4.IES

TESTED ACCORDING TO IES LM-79-2008
80 CRI shown. To calculate watts and efficacy at 90 CRI, apply a multiplier of 0.8.

CANDELA DISTRIBUTION

	Horizontal Angles				
Vertical Angle	0	22.5	45	67.5	90
0	400	400	400	400	400
5	394	403	412	419	422
15	377	405	433	453	463
25	341	386	436	474	489
35	292	356	427	480	501
45	242	314	406	477	504
55	180	269	375	465	501
65	126	217	341	444	489
75	78	168	297	413	463
85	26	128	258	370	422
90	1	115	242	352	400
95	9	105	230	337	386
105	14	93	209	305	346
115	8	83	181	263	296
125	7	71	151	215	242
135	8	53	121	169	190
145	3	39	89	125	141
155	6	28	56	80	93
165	10	17	31	43	50
175	13	14	15	16	17
180	15	15	15	15	15

ZONAL LUMENS

	Lumens
Zone	
0	
0-10	38
10-20	110
20-30	170
30-40	211
40-50	231
50-60	231
60-70	213
70-80	181
80-90	145
90-100	122
100-110	106
110-120	86
120-130	64
130-140	44
140-150	26
150-160	14
160-170	6
170-180	1

LUMINANCE DATA (cd/m²)

	Horizontal Angles		
Vertical Angle	0	45	90
45	4682	5322	5900
55	4236	5282	6144
65	3936	5366	6494
75	3770	5490	6948
85	3076	5977	7538

© 2016 Axis Lighting Inc.
1.800.263.2947
[T] 514.948.6272
axislighting.com