DAY 2x2 LED | Recessed T-Bar & Drywall

Project _____

Type _____

Notes _____

PERFORMANCE AT 4000K

NOMINAL LUMEN OUTPUT	INPUT WATTS*	EFFICACY
2500 lm	21.40 W	117 lm/W
3000 lm	26.23 W	115 lm/W
4000 lm	37.41 W	107 lm/W
4400 lm	40.18 W	110 lm/W

* Based on a 2'x2' luminaire using one driver
Please consult factory for custom lumen output and wattage.

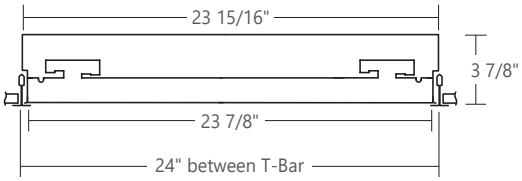

SIDE VIEW

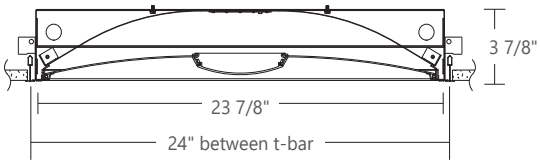

SECTION VIEW

*Check the latest update on the DLC website for complete information. Not all versions may be DLC qualified.

See page 2 for DLC Approved options

Axitune Dim-to-Warm | Axitune Tunable White | PoE | cULus Listed Type I.C. | Control Sensors

Ordering Guide

PRODUCT ID		SIZE		NOMINAL LUMENS		CRI		COLOR TEMP.				SHIELDING		FINISH	
DAYFLED	DAY flat LED	**22**	2'X2'	**2500**	2500 lm - Minimum	**80**	80 CRI	**27**	2700 K	**B30**	3000 K - Bios*	**SO**	spotless lens	**W**	white
DAYCLED	DAY curve LED			**4400**	4400 lm - Maximum	**90**	90 CRI*	**30**	3000 K	**B35**	3500 K - Bios*			**C**	custom
								35	3500 K	**B40**	4000 K - Bios*				
								40	4000 K	**TW2750**	2700-5000 K - Tunable White				
										TW2765	2700-6500 K - Tunable White				
										DW3020	3000-2000 K - Dim to Warm				
				Outputs between listed min and max are available. Consult factory for outputs outside of the listed range. Consult factory for max output with BIOS		*Not available with Bios.		Consult Axitune technical sheet for more information of color technology. *Consult BIOS guide for more information on BIOS technology							

VOLTAGE		DRIVER		CIRCUITS		MOUNTING		BATTERY (OPTIONAL)	
120	120 V	**DP**	dimming (0-10V) 1%	**1**	1 circuit	**TB9**	t-bar 9/16"	**B(#)**	battery pack
277	277 V	**LT(#)**	Lutron*	**+E(#)**	emergency circuit*	**TB15**	t-bar 15/16"		
347	347 V	**BI**	bi-level dimming	**+NL(#)**	night light circuit*	**ST**	screw slot t-bar		
UNV	universal	**O(#)**	other**	**+GTD(#)**	generator transfer device*	**TG9**	tegular 9/16"		
DC	low voltage*	**DPB(#)**	dimming (0-10V) 1% with Bios*			**TG15**	tegular 15/16"		
		TW(#)	tunable white drivers*			**DF**	drywall flange		
		POE(#)	POE drivers*						
* Only available with POE drivers.		* See page 2 to specify system ** Please consult factory; see page 2		*Specify quantity				Not available with 347V Please consult factory	

OTHER (OPTIONAL)		IC CONTROLS (OPTIONAL)		CUSTOM (OPTIONAL)	
F	fuse*	**DS(#)**	daylight sensor	**C**	custom
AR	air return	**OS(#)**	occupancy sensor		
FW(#)	flex whip (6' std)	**DOS(#)**	daylight & occupancy sensor		
CP	Chicago plenum	**EN(#)**	Enlighted integral *		
		ENR(#)	Enlighted remote *		
		WC(#)	wireless control dimming		
* Requires 120V or 277V		*Please consult factory Specify quantity. Requires 1.5" blank. See integrated controls guide for more details. Consult factory for Tunable White. Not available with DPB (DY) driver for BIOS with Dynamic Spectrum.		Please specify	

SPECIFY DRIVER NAME (if needed)

SPECIFY BATTERY NAME (if needed)

© 2016 Axis Lighting Inc.

1.800.263.2947
[T] 514.948.6272
axislighting.com

ELECTRICAL

Lutron driver*	**LDE1** - Hi-lume 1% EcoSystem with Soft-on, Fade-to-Black **LDE5** - 5-Series EcoSystem **LTEA** - Hi-lume 1% 2-wire (120V forward phase only) *Consult factory
Other drivers**	**DALI** - Digital Addressable Lighting Interface **DMX** - Digital Multiplex **LV** - line voltage - Advance Mark 10 **Xitanium SR** - For wireless sensor
BIOS DPB drivers*	**STC** - BIOS control 0-10V with static spectrum and BIOS SkyBlue enabled from 100% to 1%. **DYN**- BIOS control 0-10V with dynamic spectrum and BI SkyBlue® with Bio-Dimming™ enabled 100% to 50%, ligl output dimming from 49% to 1%.
Tunable White TW drivers*	**DALIDT6** - DALI Type 6 (Two DALI Addresses) **DALIDT8** - DALI Type 8 (One DALI Address) **LTTW** - Lutron T-Series Tunable White
Power over Ethernet POE drivers* UL2108 certified for integral or remote driver	MOLEX IGOR **O** - Other (Consult factory)
Emergency	Integral emergency battery pack or emergency circuit optional.
Input Voltage	120V, 277V, 347V, UNV, DC.
Flex Whip	Shipped in a separate box for contractors to install

***Choose driver from available options.**

Incorporating these components may have limitations or affect the length of the luminaire. Please contact factory for more details.

FINISH

Highly reflective, matte powder coat white paint for high efficiency. Matte texture to diffuse glare and lamp image on the surface within the optical chamber exterior. Custom finishes are also available.

WEIGHT

Standard	19 lbs / 8.6 kg
Drywall with Kit	21 lbs / 9.6 kg

DLC Approved Options

*Check the latest update on the DLC website for complete information. Not all versions may be DLC qualified.

PRODUCT ID	SIZE	OUTPUT	CRI	LUMENS	SHIELDING	FINISH	VOLTAGE	DRIVER	CIRCUITS
DAYFLED DAYCLED	2'X2'	2500 lm 3000 lm 4000 lm 4400 lm	80	3000 K 3500 K 4000 K	VL	white	universal	DP	1

WARRANTY

Axis Lighting will warrant defective LEDs, boards, and drivers for 5 years from date of purchase. Warranty is valid if luminaire is installed and used according to specifications.
If defective, Axis will send replacement boards or drivers at no cost along with detailed replacement instructions and instructions on how to return defective components to Axis.

LED SYSTEM

CRI	Minimum 80 or 90 color rendering index.
CRI BIOS	Minimum 80 color rendering index with R9>90 for all CCTs.
CCT Single Color	Choice of 2700K, 3000K, 3500K and 4000K color temperature with a great color consistency (within 3–step MacAdam ellipse). Both within fixture and fixture to fixture.
CCT BIOS	BIOS Static (STC) Choice of 3000K, 3500K and 4000K. BIOS SkyBlue® Dynamic (DYN) Choice of 3000K, 3500K, and 4000K with Bio-Dimming™ Consult BIOS guide for more information on BIOS technology.
CCT Axitune Systems	Consult Axitune technical sheet for more information on color technology.
LED life	Minimum 50,000h with 85% of lumen maintenance in 25^{0}C ambient temperature, in compliance with IES LM-80 testing measurements.
Thermal Management	Aluminum housing acting as the heat sink to maximize life.
Environment	Dry and damp rated in operating ambient temperatures of 0-40^{0}C (32-104F).

SPECIFICATIONS

Housing	Die formed cold rolled sheet steel (20 gauge)
Central Lens Housing	Extruded aluminum (0.060" nominal)
Lens	Spotless acrylic lens
Side lens	0.08" PMMA satin blend
Reflectors	Die formed cold rolled sheet steel (22 gauge)
Interior Brackets	Die formed cold rolled sheet steel (20 gauge)
Drywall Flange Kit	Extruded aluminum (0.060" nominal)

APPROVALS

Certified to UL and CSA standards
Chicago Plenum Certified (CCEA)
Meets NYC requirements
Suitable for damp locations.
IC Rated (Insulated ceiling)

© 2016 Axis Lighting Inc.
1.800.263.2947
[T] 514.948.6272
axislighting.com

STANDARD AND END MOUNT POWER FEED

Knockouts for BX cable connection are provided both on the top and on the ends of the luminaire. This allows for an end mount power feed solution if it is required.

(BX CABLE BY OTHER)

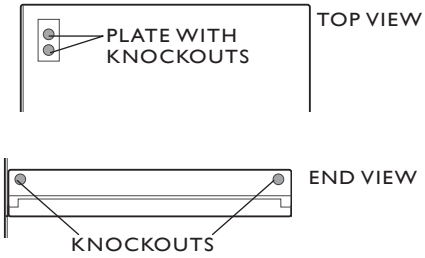

AIR RETURN

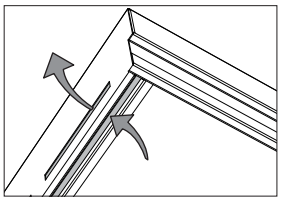

The air return (AR) option consists of discrete slots along the sides of the luminaire. These slots allow air to exhaust into the plenum and eliminate the need for unsightly air return grilles, and create a clean and well organized ceiling.

CEILING SYSTEM

T-BAR STYLE MOUNTING

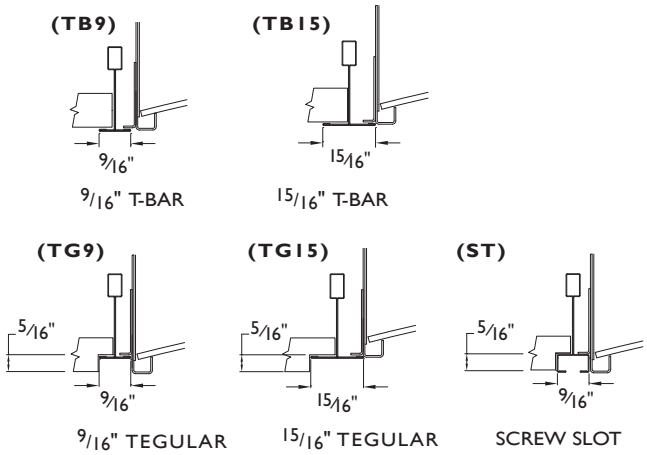

DRYWALL WITH FLANGE KIT (DF)

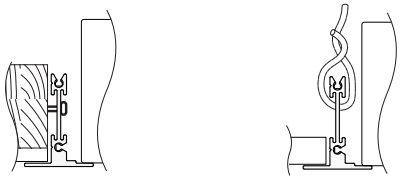

WITH WOOD FRAME WITHOUT WOOD FRAME

DRYWALL MOUNTING KIT

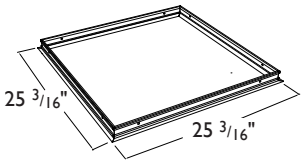

FIXTURE DIMENSIONS
23 3/8"/23 3/8"

CUT HOLE DIMENSIONS
24 7/16"/24 7/16"

Installation sheets for all mounting options are available at: www.axislighting.com

© 2016 Axis Lighting Inc.
1.800.263.2947
[T] 514.948.6272
axislighting.com

PHOTOMETRIC DATA

LED

PHOTOMETRIC CURVE

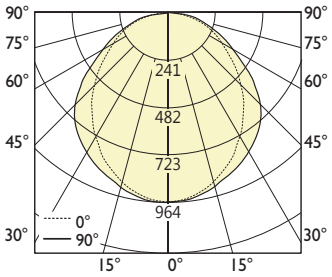

Lumaire Lumens: 2500 lm
Input Watts: 21.40 W
Efficacy: 117 lm/W
IES FILE: DAYLED-22-2500-80-40-SO.ies

TESTED ACCORDING TO IES LM-79-2008

CANDELA DISTRIBUTION

	Horizontal Angles					Zonal Lumens
Vertical Angle	0	22.5	45	67.5	90	
0	963	963	963	963	963	1
10	937	939	942	947	949	45
20	859	863	875	889	897	82
30	744	753	784	819	835	108
40	609	628	675	718	738	119
50	466	489	534	570	588	111
60	324	340	368	387	399	86
70	188	194	203	208	213	52
80	72	71	69	65	62	18
90	0	0	0	0	0	0

LUMINANCE DATA (cd/m²)

	Horizontal Angles		
Vertical Angle	0	45	90
45	2512	2840	3129
55	2267	2603	2850
65	1980	2208	2358
75	1605	1675	1698
85	1002	829	656

COEFFICIENTS OF UTILIZATION (%)

Ceiling	80				70				50		
Wall	70	50	30	10	70	50	30	10	50	30	10
0	119	119	119	119	117	117	117	117	111	111	111
1	110	105	101	96	107	103	99	94	99	96	92
2	100	92	86	78	98	90	84	77	87	82	75
3	92	81	73	64	89	80	72	64	77	71	63
4	84	72	64	54	82	71	63	54	68	62	54
5	77	65	56	47	75	64	55	47	61	54	46
6	71	58	50	41	70	57	49	41	56	48	40
7	66	53	44	36	65	52	44	36	51	43	36
8	62	48	40	32	60	48	40	32	46	39	32
9	58	44	36	29	56	44	36	29	43	36	29
10	54	41	33	26	53	41	33	26	40	33	26

Based on floor reflectance of 20

LED

PHOTOMETRIC CURVE

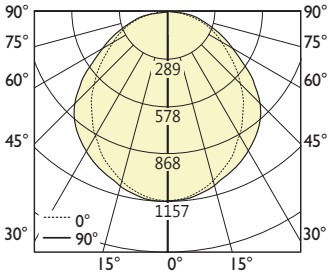

Lumaire Lumens: 3000 lm
Input Watts: 26.23 W
Efficacy: 115 lm/W
IES FILE: DAYLED-22-3000-80-40-SO.ies

TESTED ACCORDING TO IES LM-79-2008

CANDELA DISTRIBUTION

	Horizontal Angles					Zonal Lumens
Vertical Angle	0	22.5	45	67.5	90	
0	1156	1156	1156	1156	1156	2
10	1124	1126	1131	1136	1138	54
20	1031	1035	1050	1067	1076	99
30	893	904	941	983	1001	129
40	731	753	810	861	885	142
50	559	587	640	684	706	134
60	389	408	441	464	478	104
70	225	233	244	250	256	62
80	86	85	83	78	74	22
90	0	0	0	0	0	0

LUMINANCE DATA (cd/m²)

	Horizontal Angles		
Vertical Angle	0	45	90
45	3014	3408	3755
55	2721	3124	3420
65	2376	2650	2829
75	1926	2010	2038
85	1202	995	788

COEFFICIENTS OF UTILIZATION (%)

Ceiling	80				70				50		
Wall	70	50	30	10	70	50	30	10	50	30	10
0	119	119	119	119	117	117	117	117	111	111	111
1	110	105	101	96	107	103	99	94	99	96	92
2	100	92	86	78	98	90	84	77	87	82	75
3	92	81	73	64	89	80	72	64	77	71	63
4	84	72	64	54	82	71	63	54	68	62	54
5	77	65	56	47	75	64	55	47	61	54	46
6	71	58	50	41	70	57	49	41	56	48	40
7	66	53	44	36	65	52	44	36	51	43	36
8	62	48	40	32	60	48	40	32	46	39	32
9	58	44	36	29	56	44	36	29	43	36	29
10	54	41	33	26	53	41	33	26	40	33	26

Based on floor reflectance of 20

All IES files are available for download at: www.axislighting.com

© 2016 Axis Lighting Inc.
1.800.263.2947
[T] 514.948.6272
axislighting.com

PHOTOMETRIC DATA

LED

PHOTOMETRIC CURVE

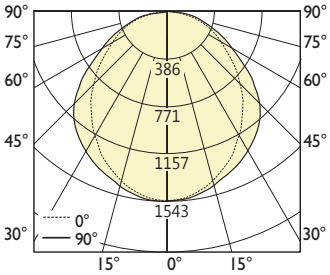

Lumaire Lumens: 4000 lm
Input Watts: 37.41 W
Efficacy: 107 lm/W
IES FILE: DAYLED-22-4000-80-40-SO.ies

TESTED ACCORDING TO IES LM-79-2008

CANDELA DISTRIBUTION

	Horizontal Angles					Zonal Lumens
Vertical Angle	0	22.5	45	67.5	90	
0	1541	1541	1541	1541	1541	2
10	1499	1502	1507	1515	1518	72
20	1375	1381	1399	1423	1435	131
30	1191	1205	1255	1310	1335	173
40	975	1004	1080	1148	1181	190
50	746	782	854	912	941	178
60	518	544	588	619	638	138
70	301	311	325	333	341	83
80	115	114	111	104	99	29
90	0	0	0	0	0	0

LUMINANCE DATA (cd/m²)

	Horizontal Angles		
Vertical Angle	0	45	90
45	4019	4544	5007
55	3628	4165	4560
65	3169	3533	3773
75	2568	2680	2717
85	1603	1326	1050

COEFFICIENTS OF UTILIZATION (%)

Ceiling	80				70				50		
Wall	70	50	30	10	70	50	30	10	50	30	10
0	119	119	119	119	117	117	117	117	111	111	111
1	110	105	101	96	107	103	99	94	99	96	92
2	100	92	86	78	98	90	84	77	87	82	75
3	92	81	73	64	89	80	72	64	77	71	63
4	84	72	64	54	82	71	63	54	68	62	54
5	77	65	56	47	75	64	55	47	61	54	46
6	71	58	50	41	70	57	49	41	56	48	40
7	66	53	44	36	65	52	44	36	51	43	36
8	62	48	40	32	60	48	40	32	46	39	32
9	58	44	36	29	56	44	36	29	43	36	29
10	54	41	33	26	53	41	33	26	40	33	26

Based on floor reflectance of 20

LED

PHOTOMETRIC CURVE

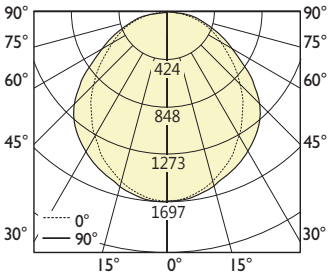

Lumaire Lumens: 4400 lm
Input Watts: 40.18 W
Efficacy: 110 lm/W
IES FILE: DAYLED-22-4400-80-40-SO.ies

TESTED ACCORDING TO IES LM-79-2008

CANDELA DISTRIBUTION

	Horizontal Angles					Zonal Lumens
Vertical Angle	0	22.5	45	67.5	90	
0	1695	1695	1695	1695	1695	3
10	1649	1652	1658	1666	1669	79
20	1512	1519	1539	1565	1578	145
30	1310	1326	1381	1442	1469	190
40	1072	1104	1188	1263	1299	209
50	820	860	939	1003	1035	196
60	570	599	647	681	702	152
70	331	342	358	366	376	91
80	127	125	122	114	109	32
90	0	0	0	0	0	0

LUMINANCE DATA (cd/m²)

	Horizontal Angles		
Vertical Angle	0	45	90
45	4421	4998	5508
55	3991	4582	5016
65	3485	3887	4150
75	2825	2948	2989
85	1763	1459	1155

COEFFICIENTS OF UTILIZATION (%)

Ceiling	80				70				50		
Wall	70	50	30	10	70	50	30	10	50	30	10
0	119	119	119	119	117	117	117	117	111	111	111
1	110	105	101	96	107	103	99	94	99	96	92
2	100	92	86	78	98	90	84	77	87	82	75
3	92	81	73	64	89	80	72	64	77	71	63
4	84	72	64	54	82	71	63	54	68	62	54
5	77	65	56	47	75	64	55	47	61	54	46
6	71	58	50	41	70	57	49	41	56	48	40
7	66	53	44	36	65	52	44	36	51	43	36
8	62	48	40	32	60	48	40	32	46	39	32
9	58	44	36	29	56	44	36	29	43	36	29
10	54	41	33	26	53	41	33	26	40	33	26

Based on floor reflectance of 20

All IES files are available for download at: www.axislighting.com

© 2016 Axis Lighting Inc.
1.800.263.2947
[T] 514.948.6272
axislighting.com