DAY 1x1 LED | Surface Mounted



Project _____

Type _____

Notes _____

PERFORMANCE AT 4000K

NOMINAL LUMEN OUTPUT	INPUT WATTS*	EFFICACY
900 lm	10.35 W	87 lm/W
1000 lm	11.63 W	86 lm/W
1200 lm	14.25 W	84 lm/W
1600 lm	19.63 W	82 lm/W

* Based on a 1'x1' luminaire using one driver
Please consult factory for custom lumen output and wattage.

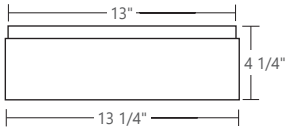

SIDE VIEW

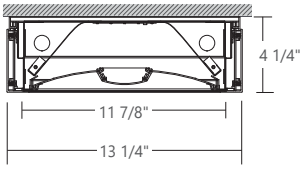

SECTION VIEW

Axitune Dim-to-Warm | Axitune Tunable White | PoE | Control Sensors | bios ILLUMINATED | c UL us Listed | LED BOARD & DRIVER 5 YEAR LUMINAIRE WARRANTY

Ordering Guide

PRODUCT ID		SIZE		NOMINAL LUMENS		CRI		COLOR TEMP.				SHIELDING		FINISH	
DAYFLED	DAY flat LED	**11**	1'X1'	**900**	900 lm -Min	**80**	80 CRI	**27**	2700 K	**B30**	3000 K - Bios*	**SO**	spotless lens	**W**	white
DAYCLED	DAY curve LED			**1600**	1600 lm - Max	**90**	90 CRI*	**30**	3000 K	**B35**	3500 K - Bios*			**BLK**	black
								35	3500 K	**B40**	4000 K - Bios*			**C**	custom
								40	4000 K	**TW2750**	2700-5000 K - Tunable White				
										TW2765	2700-6500 K - Tunable White				
										DW3020	3000-2000 K - Dim to Warm				
				Outputs between listed min and max are available. Consult factory for outputs outside of the listed range. Consult factory for max output with BIOS		*Not available with Bios.		Consult Axitune technical sheet for more information of color technology. *Consult BIOS guide for more information on BIOS technology							

VOLTAGE		DRIVER		CIRCUITS		MOUNTING/SUSPENSION		BATTERY (OPTIONAL)	
120	120 V	**DP**	dimming (0-10V) 1%	**1**	1 circuit	**SM**	surface mount	**B(#)**	Remote Battery Pack only
277	277 V	**LT(#)**	Lutron*	**+E(#)**	emergency circuit*				
347	347 V	**BI**	bi-level dimming	**+NL(#)**	night light circuit *				
UNV	universal	**O(#)**	other**	**+GTD(#)**	generator transfer device *				
DC	low voltage*	**DPB(#)**	dimming (0-10V) 1% with Bios*						
		TW(#)	tunable white drivers*						
		POE(#)	POE drivers*						
* Only available with POE drivers.		* See page 2 to specify system ** Please consult factory, see page 2		* Specify quantity				Remote Battery Pack only Not available with 347V Please consult factory	

OTHER (OPTIONAL)		IC CONTROLS (OPTIONAL)		CUSTOM (OPTIONAL)	
F	fuse*	**DS(#)**	daylight sensor	**C**	custom
FW(#)	flex whip (6' std)	**OS(#)**	occupancy sensor		
		DOS(#)	daylight & occupancy sensor		
		EN(#)	Enlighted integral *		
		ENR(#)	Enlighted remote *		
		WC(#)	wireless control dimming		
* Requires 120V or 277V		* Please consult factory Specify quantity. Requires 1.5" blank. See integrated controls guide for more details. Consult factory for Tunable White. Not available with DPB (DY) driver for BIOS with Dynamic Spectrum.		Please specif	

SPECIFY DRIVER NAME (if needed)

SPECIFY BATTERY NAME (if needed)

© 2016 Axis Lighting Inc.

1.800.263.2947
[T] 514.948.6272
axislighting.com

ELECTRICAL

Lutron driver*	**LDE1** - Hi-lume 1% EcoSystem with Soft-on, Fade-to-Black **LDE5** - 5-Series EcoSystem **LTEA** - Hi-lume 1% 2-wire (120V forward phase only) *Consult factory
Other drivers**	**DALI** - Digital Addressable Lighting Interface **DMX** - Digital Multiplex **LV** - line voltage - Advance Mark 10 **Xitanium SR** - For wireless sensor
BIOS DPB drivers*	**STC** - BIOS control 0-10V with static spectrum and BIOS SkyBlue enabled from 100% to 1%. **DYN**- BIOS control 0-10V with dynamic spectrum and BI SkyBlue® with Bio-Dimming™ enabled 100% to 50%, ligl output dimming from 49% to 1%.
Tunable White TW drivers*	**DALIDT6** - DALI Type 6 (Two DALI Addresses) **DALIDT8** - DALI Type 8 (One DALI Address) **LTTW** - Lutron T-Series Tunable White
Power over Ethernet POE drivers* UL2108 certified for integral or remote driver	MOLEX IGOR **O** - Other (Consult factory)
Emergency	Integral emergency battery pack or emergency circuit optional.
Input Voltage	120V, 277V, 347V, UNV, DC.

***Choose driver from available options.**

Incorporating these components may have limitations or affect the length of the luminaire. Please contact factory for more details.

LED SYSTEM

CRI	Minimum 80 or 90 color rendering index.
CRI BIOS	Minimum 80 color rendering index with R9>90 for all CCTs.
CCT Single Color	Choice of 2700K, 3000K, 3500K and 4000K color temperature with a great color consistency (within 3–step MacAdam ellipse). Both within fixture and fixture to fixture.
CCT BIOS	BIOS Static (STC) Choice of 3000K, 3500K and 4000K. BIOS SkyBlue® Dynamic (DYN) Choice of 3000K, 3500K, and 4000K with Bio-Dimming™ Consult BIOS guide for more information on BIOS technology.
CCT Axitune Systems	Consult Axitune technical sheet for more information on color technology.
LED life	Minimum 50,000h with 85% of lumen maintenance in 25^{0}C ambient temperature, in compliance with IES LM-80 testing measurements.
Thermal Management	Aluminum housing acting as the heat sink to maximize life.
Environment	Dry and damp rated in operating ambient temperatures of 0-40^{0}C (32-104F).

© 2016 Axis Lighting Inc.

1.800.263.2947
[T] 514.948.6272
axislighting.com

SPECIFICATIONS

Housing	Die formed cold rolled sheet steel (20 gauge)
Central Lens Housing	Extruded aluminum (0.060" nominal)
Lens	Spotless acrylic lens
Side lens	0.08" PMMA satin blend
Reflectors	Die formed cold rolled sheet steel (22 gauge)
Interior Brackets	Die formed cold rolled sheet steel (20 gauge)
Surface Mount Kit	Extruded aluminum (0.070" nominal)

FINISH

Highly reflective, matte powder coat white paint for high efficiency. Matte texture to diffuse glare and lamp image on the surface within the optical chamber exterior. Custom finishes are also available.

WARRANTY

Axis Lighting will warrant defective LEDs, boards, and drivers for 5 years from date of purchase. Warranty is valid if luminaire is installed and used according to specifications.
If defective, Axis will send replacement boards or drivers at no cost along with detailed replacement instructions and instructions on how to return defective components to Axis.

APPROVALS

Certified to UL and CSA standards
Meets NYC requirements
Suitable for damp locations.

WEIGHT

Surface mount	11 lbs / 5.0 kg

CEILING SYSTEM

MOUNTING HOLES POSITION

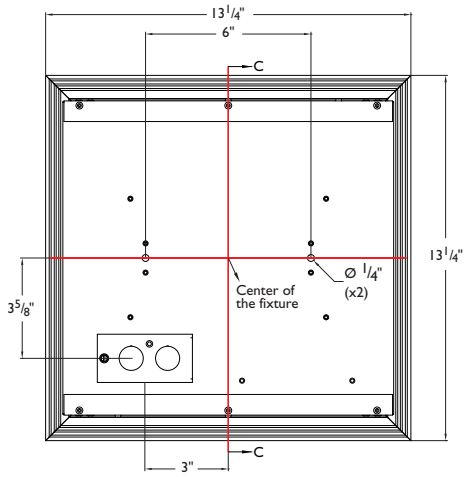

RECESSED OPTION

For more details see recessed specification sheets available at:
www.axislighting.com

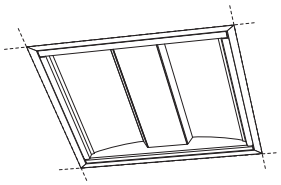

DRYWALL
FLANGE KIT

Installation sheets for all mountings options are available at:
www.axislighting.com

STANDARD POWER FEED

Knockouts for BX cable connection are provided on the top of the luminaire.
(BX CABLE BY OTHERS)



TOP VIEW

© 2016 Axis Lighting Inc.
1.800.263.2947
[T] 514.948.6272
axislighting.com

PHOTOMETRIC DATA

LED

PHOTOMETRIC CURVE

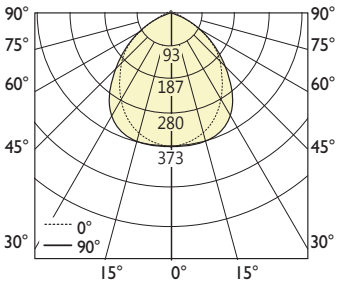

Lumaire Lumens: 900 lm
Input Watts: 10.35 W
Efficacy: 87 lm/W
IES FILE: DAYLED-11-900-80-40-SO.ies

TESTED ACCORDING TO IES LM-79-2008

CANDELA DISTRIBUTION

	Horizontal Angles					Zonal Lumens
Vertical Angle	0	22.5	45	67.5	90	
0	371	371	371	371	371	
10	363	364	368	370	372	17
20	331	335	348	362	367	33
30	285	294	315	331	337	43
40	231	241	258	268	271	45
50	171	180	187	186	186	38
60	114	118	118	111	108	27
70	64	63	58	53	51	15
80	24	22	20	19	20	6
90	0	0	0	0	0	

LUMINANCE DATA (cd/m²)

	Horizontal Angles		
Vertical Angle	0	45	90
45	2775	3082	3171
55	2412	2569	2459
65	2032	1968	1776
75	1607	1362	1293
85	934	726	622

COEFFICIENTS OF UTILIZATION (%)

Ceiling	80				70				50		
Wall	70	50	30	10	70	50	30	10	50	30	10
0	119	119	119	119	116	116	116	116	111	111	111
1	110	106	102	97	108	104	100	96	99	97	93
2	101	94	87	80	99	92	86	79	88	83	77
3	93	83	76	67	90	81	75	66	79	73	66
4	85	74	66	57	83	73	65	57	70	64	56
5	79	67	58	49	77	66	58	49	64	57	49
6	73	60	52	43	71	59	51	43	58	51	43
7	68	55	47	38	66	54	46	38	53	45	38
8	63	50	42	34	62	50	42	34	48	41	34
9	59	46	38	31	58	46	38	31	45	38	31
10	56	43	35	28	54	42	35	28	41	35	28

Based on floor reflectance of 20

LED

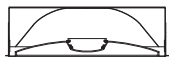

PHOTOMETRIC CURVE

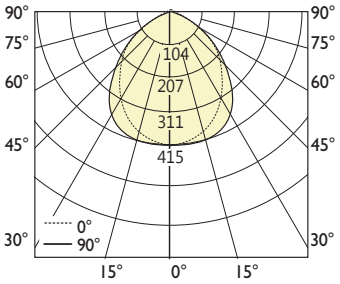

Lumaire Lumens: 1000 lm
Input Watts: 11.63W
Efficacy: 86 lm/W
IES FILE: DAYLED-11-1000-80-40-SO.ies

TESTED ACCORDING TO IES LM-79-2008

CANDELA DISTRIBUTION

	Horizontal Angles					Zonal Lumens
Vertical Angle	0	22.5	45	67.5	90	
0	413	413	413	413	413	
10	403	404	408	412	414	19
20	367	372	387	402	407	36
30	317	326	350	367	374	48
40	256	267	287	297	301	50
50	190	200	208	207	207	43
60	127	131	131	123	120	30
70	71	70	65	59	57	17
80	27	25	23	22	23	6
90	0	0	0	0	0	

LUMINANCE DATA (cd/m²)

	Horizontal Angles		
Vertical Angle	0	45	90
45	3083	3424	3523
55	2680	2855	2732
65	2258	2187	1973
75	1786	1514	1436
85	1037	807	692

COEFFICIENTS OF UTILIZATION (%)

Ceiling	80				70				50		
Wall	70	50	30	10	70	50	30	10	50	30	10
0	119	119	119	119	116	116	116	116	111	111	111
1	110	106	102	97	108	104	100	96	99	97	93
2	101	94	87	80	99	92	86	79	88	83	77
3	93	83	76	67	90	81	75	66	79	73	66
4	85	74	66	57	83	73	65	57	70	64	56
5	79	67	58	49	77	66	58	49	64	57	49
6	73	60	52	43	71	59	51	43	58	51	43
7	68	55	47	38	66	54	46	38	53	45	38
8	63	50	42	34	62	50	42	34	48	41	34
9	59	46	38	31	58	46	38	31	45	38	31
10	56	43	35	28	54	42	35	28	41	35	28

Based on floor reflectance of 20

All IES files are available for download at: www.axislighting.com

© 2016 Axis Lighting Inc.
1.800.263.2947
[T] 514.948.6272
axislighting.com

PHOTOMETRIC DATA

LED

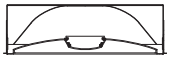

PHOTOMETRIC CURVE

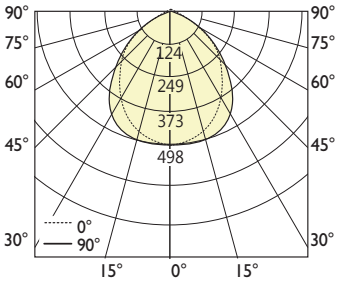

Lumaire Lumens: 1200 lm
Input Watts: 14.25 W
Efficacy: 84 lm/W
IES FILE: DAYLED-11-1200-80-40-SO.ies

TESTED ACCORDING TO IES LM-79-2008

CANDELA DISTRIBUTION

	Horizontal Angles					Zonal Lumens
Vertical Angle	0	22.5	45	67.5	90	
0	495	495	495	495	495	
10	484	485	490	494	496	23
20	441	447	464	483	489	44
30	380	391	420	441	449	57
40	307	321	344	357	362	60
50	228	240	249	248	248	51
60	152	157	157	148	144	36
70	85	84	78	70	68	20
80	32	30	27	26	27	8
90	0	0	0	0	0	

LUMINANCE DATA (cd/m²)

	Horizontal Angles		
Vertical Angle	0	45	90
45	3700	4109	4228
55	3216	3426	3279
65	2710	2624	2368
75	2143	1817	1723
85	1245	968	830

COEFFICIENTS OF UTILIZATION (%)

Ceiling	80				70				50		
Wall	70	50	30	10	70	50	30	10	50	30	10
0	119	119	119	119	116	116	116	116	111	111	111
1	110	106	102	97	108	104	100	96	99	97	93
2	101	94	87	80	99	92	86	79	88	83	77
3	93	83	76	67	90	81	75	66	79	73	66
4	85	74	66	57	83	73	65	57	70	64	56
5	79	67	58	49	77	66	58	49	64	57	49
6	73	60	52	43	71	59	51	43	58	51	43
7	68	55	47	38	66	54	46	38	53	45	38
8	63	50	42	34	62	50	42	34	48	41	34
9	59	46	38	31	58	46	38	31	45	38	31
10	56	43	35	28	54	42	35	28	41	35	28

Based on floor reflectance of 20

LED

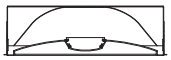

PHOTOMETRIC CURVE

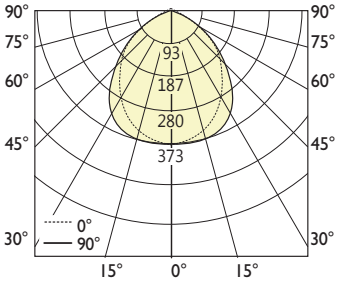

Lumaire Lumens: 1600 lm
Input Watts: 19.63 W
Efficacy: 82 lm/W
IES FILE: DAYLED-11-1600-80-40-SO.ies

TESTED ACCORDING TO IES LM-79-2008

CANDELA DISTRIBUTION

	Horizontal Angles					Zonal Lumens
Vertical Angle	0	22.5	45	67.5	90	
0	660	660	660	660	660	
10	645	647	654	658	662	31
20	588	596	619	644	652	58
30	507	522	560	588	599	76
40	410	428	459	476	482	80
50	305	319	333	331	331	68
60	202	209	209	198	193	48
70	114	112	104	94	91	27
80	43	40	36	35	36	10
90	0	0	0	0	0	

LUMINANCE DATA (cd/m²)

	Horizontal Angles		
Vertical Angle	0	45	90
45	4933	5478	5638
55	4288	4568	4381
65	3612	3499	3157
75	2857	2422	2298
85	1660	1291	1107

COEFFICIENTS OF UTILIZATION (%)

Ceiling	80				70				50		
Wall	70	50	30	10	70	50	30	10	50	30	10
0	119	119	119	119	116	116	116	116	111	111	111
1	110	106	102	97	108	104	100	96	99	97	93
2	101	94	87	80	99	92	86	79	88	83	77
3	93	83	76	67	90	81	75	66	79	73	66
4	85	74	66	57	83	73	65	57	70	64	56
5	79	67	58	49	77	66	58	49	64	57	49
6	73	60	52	43	71	59	51	43	58	51	43
7	68	55	47	38	66	54	46	38	53	45	38
8	63	50	42	34	62	50	42	34	48	41	34
9	59	46	38	31	58	46	38	31	45	38	31
10	56	43	35	28	54	42	35	28	41	35	28

Based on floor reflectance of 20

All IES files are available for download at: www.axislighting.com

© 2016 Axis Lighting Inc.
1.800.263.2947
[T] 514.948.6272
axislighting.com