DAY 1x4 LED | Recessed T-Bar & Drywall

Project _____

Type _____

Notes _____

PERFORMANCE AT 4000K

NOMINAL LUMEN OUTPUT	INPUT WATTS*	EFFICACY
4000 lm	39.08 W	102 lm/W
5000 lm	49.54 W	101 lm/W
6500 lm	67.13 W	97 lm/W
7700 lm	82.12 W	94 lm/W

* Based on a 1'x4' luminaire using one driver
Please consult factory for custom lumen output and wattage.

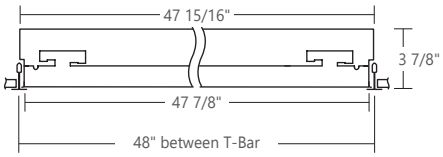

SIDE VIEW

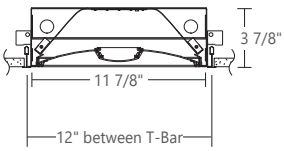

SECTION VIEW

TechZone™ & Logix™ compatible

Axitune Dim-to-Warm | Axitune Tunable White | PoE | cULus Listed Type I.C. | Control Sensors | bios ILLUMINATED | cULus Listed | LED BOARD & DRIVER 5 YEAR LUMINAIRE WARRANTY

Ordering Guide

PRODUCT ID		SIZE		NOMINAL LUMENS		CRI		COLOR TEMP.				SHIELDING		FINISH	
DAYFLED	DAY flat LED	**14**	1'X4'	**4000**	4000 lm - Min	**80**	80 CRI	**27**	2700 K	**B30**	3000 K - Bios*	**SO**	spotless lens	**W**	white
DAYCLED	DAY curve LED			**7700**	7700 lm - Max	**90**	90 CRI*	**30**	3000 K	**B35**	3500 K - Bios*			**C**	custom
								35	3500 K	**B40**	4000 K - Bios*				
								40	4000 K	**TW2750**	2700-5000 K - Tunable White				
										TW2765	2700-6500 K - Tunable White				
										DW3020	3000-2000 K - Dim to Warm				
				Outputs between listed min and max are available. Consult factory for outputs outside of the listed range. Consult factory for max output with BIOS		*Not available with Bios.		Consult Axitune technical sheet for more information of color technology. *Consult BIOS guide for more information on BIOS technology							

VOLTAGE		DRIVER		CIRCUITS		MOUNTING		BATTERY (OPTIONAL)	
120	120 V	**DP**	dimming (0-10V) 1%	**1**	1 circuit	**TB9**	t-bar 9/16"	**B(#)**	battery pack
277	277 V	**LT(#)**	Lutron*	**+E(#)**	emergency circuit*	**TB15**	t-bar 15/16"		
347	347 V	**BI**	bi-level dimming	**+NL(#)**	night light circuit*	**ST**	screw slot t-bar		
UNV	universal	**O(#)**	other**	**+GTD(#)**	generator transfer device*	**TG9**	tegular 9/16"		
DC	low voltage*	**DPB(#)**	dimming (0-10V) 1% with Bios*			**TG15**	tegular 15/16"		
		TW(#)	tunable white drivers*			**DF**	drywall flange		
		POE(#)	POE drivers*						
* Only available with POE drivers.		* See page 2 to specify system ** Please consult factory; see page 2		*Specify quantity				Not available with 347V Please consult factory	

OTHER (OPTIONAL)		IC CONTROLS (OPTIONAL)		CUSTOM (OPTIONAL)	
F	fuse*	**DS(#)**	daylight sensor	**C**	custom
AR	air return	**OS(#)**	occupancy sensor		
FW(#)	flex whip (6' std)	**DOS(#)**	daylight & occupancy sensor		
CP	Chicago plenum	**EN(#)**	Enlighted integral *		
		ENR(#)	Enlighted remote *		
		WC(#)	wireless control dimming		
* Requires 120V or 277V		*Please consult factory Specify quantity. Requires 1.5" blank. See integrated controls guide for more details. Consult factory for Tunable White. Not available with DPB (DY) driver for BIOS with Dynamic Spectrum.		Please specify	

SPECIFY DRIVER NAME (if needed)

SPECIFY BATTERY NAME (if needed)

© 2016 Axis Lighting Inc.

1.800.263.2947
[T] 514.948.6272

axis lighting.com

ELECTRICAL

Lutron driver*	**LDE1** - Hi-lume 1% EcoSystem with Soft-on, Fade-to-Black **LDE5** - 5-Series EcoSystem **LTEA** - Hi-lume 1% 2-wire (120V forward phase only) *Consult factory
Other drivers**	**DALI** - Digital Addressable Lighting Interface **DMX** - Digital Multiplex **LV** - line voltage - Advance Mark 10 **Xitanium SR** - For wireless sensor
BIOS DPB drivers*	**STC** - BIOS control 0-10V with static spectrum and BIOS SkyBlue enabled from 100% to 1%. **DYN**- BIOS control 0-10V with dynamic spectrum and BI SkyBlue® with Bio-Dimming™ enabled 100% to 50%, ligl output dimming from 49% to 1%.
Tunable White TW drivers*	**DALIDT6** - DALI Type 6 (Two DALI Addresses) **DALIDT8** - DALI Type 8 (One DALI Address) **LTTW** - Lutron T-Series Tunable White
Power over Ethernet POE drivers* UL2108 certified for integral or remote driver	MOLEX IGOR **O** - Other (Consult factory)
Emergency	Integral emergency battery pack or emergency circuit optional.
Input Voltage	120V, 277V, 347V, UNV, DC.
Flex Whip	Shipped in a separate box for contractors to install

***Choose driver from available options.**

Incorporating these components may have limitations or affect the length of the luminaire. Please contact factory for more details.

SPECIFICATIONS

Housing	Die formed cold rolled sheet steel (20 gauge)
Central Lens Housing	Extruded aluminum (0.060" nominal)
Lens	Spotless acrylic lens
Side lens	0.08" PMMA satin blend
Reflectors	Die formed cold rolled sheet steel (22 gauge)
Interior Brackets	Die formed cold rolled sheet steel (20 gauge)
Drywall Flange Kit	Extruded aluminum (0.060" nominal)

FINISH

Highly reflective, matte powder coat white paint for high efficiency. Matte texture to diffuse glare and lamp image on the surface within the optical chamber exterior. Custom finishes are also available.

LED SYSTEM

CRI	Minimum 80 or 90 color rendering index.
CRI BIOS	Minimum 80 color rendering index with R9>90 for all CCTs.
CCT Single Color	Choice of 2700K, 3000K, 3500K and 4000K color temperature with a great color consistency (within 3–step MacAdam ellipse). Both within fixture and fixture to fixture.
CCT BIOS	BIOS Static (STC) Choice of 3000K, 3500K and 4000K. BIOS SkyBlue® Dynamic (DYN) Choice of 3000K, 3500K, and 4000K with Bio-Dimming™ Consult BIOS guide for more information on BIOS technology.
CCT Axitune Systems	Consult Axitune technical sheet for more information on color technology.
LED life	Minimum 50,000h with 85% of lumen maintenance in 25^{0}C ambient temperature, in compliance with IES LM-80 testing measurements.
Thermal Management	Aluminum housing acting as the heat sink to maximize life.
Environment	Dry and damp rated in operating ambient temperatures of 0-40^{0}C (32-104F).

WARRANTY

Axis Lighting will warrant defective LEDs, boards, and drivers for 5 years from date of purchase. Warranty is valid if luminaire is installed and used according to specifications.
If defective, Axis will send replacement boards or drivers at no cost along with detailed replacement instructions and instructions on how to return defective components to Axis.

APPROVALS

Certified to UL and CSA standards
Chicago Plenum Certified (CCEA)
Meets NYC requirements
Suitable for damp locations.
IC Rated (Insulated ceiling)

WEIGHT

Standard	20 lbs / 9.0 kg
Drywall with Kit	22 lbs / 10.0 kg

© 2016 Axis Lighting Inc.

1.800.263.2947
[T] 514.948.6272

axislighting.com

STANDARD AND END MOUNT POWER FEED

Knockouts for BX cable connection are provided both on the top and on the ends of the luminaire. This allows for an end mount power feed solution if it is required.

(BX CABLE BY OTHER)

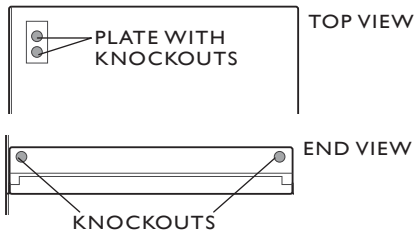

AIR RETURN

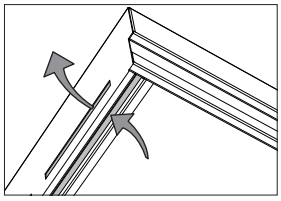

The air return (AR) option consists of discreet slots along the sides of the luminaire. These slots allow air to exhaust into the plenum and eliminate the need for unsightly air return grilles, and create a clean and well organized ceiling.

CEILING SYSTEM

T-BAR STYLE MOUNTING

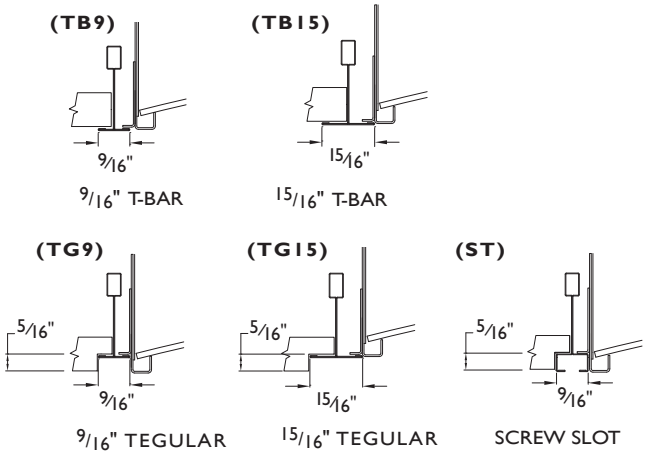

DRYWALL WITH FLANGE KIT (DF)

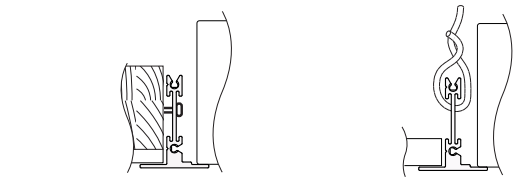

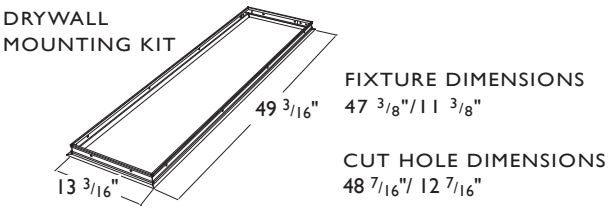

Installation sheets for all mounting options are available at: www.axislighting.com

© 2016 Axis Lighting Inc.

1.800.263.2947
[T] 514.948.6272
axislighting.com

PHOTOMETRIC DATA

LED

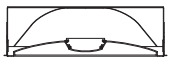

PHOTOMETRIC CURVE

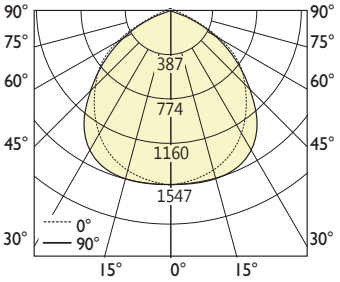

Lumaire Lumens: 4000 lm
Input Watts: 39.08 W
Efficacy: 102 lm/W
IES FILE: DAYLED-14-4000-80-40-SO.ies

TESTED ACCORDING TO IES LM-79-2008

CANDELA DISTRIBUTION

	Horizontal Angles					Zonal Lumens
Vertical Angle	0	22.5	45	67.5	90	
0	1532	1532	1532	1532	1532	
10	1493	1501	1515	1534	1543	72
20	1400	1420	1469	1521	1542	138
30	1245	1282	1365	1419	1434	185
40	1042	1092	1161	1178	1172	200
50	803	845	865	835	811	176
60	551	570	549	497	474	126
70	315	312	275	236	222	70
80	122	107	86	84	84	26
90	0	0	0	0	0	

LUMINANCE DATA (cd/m²)

	Horizontal Angles		
Vertical Angle	0	45	90
45	4511	4974	4854
55	4061	4245	3786
65	3497	3282	2742
75	2827	2205	1809
85	1947	1175	839

COEFFICIENTS OF UTILIZATION (%)

Ceiling	80				70				50		
Wall	70	50	30	10	70	50	30	10	50	30	10
0	119	119	119	119	116	116	116	116	111	111	111
1	110	106	102	97	107	103	100	95	99	96	92
2	101	93	87	79	98	91	85	78	88	83	77
3	92	82	75	66	90	81	74	66	78	72	65
4	85	73	65	56	83	72	64	56	70	63	55
5	78	66	57	48	76	65	57	48	63	56	48
6	72	60	51	42	70	59	50	42	57	50	42
7	67	54	46	37	65	53	45	37	52	45	37
8	63	49	41	33	61	49	41	33	47	40	33
9	59	45	37	30	57	45	37	30	44	37	30
10	55	42	34	27	54	41	34	27	40	34	27

Based on floor reflectance of 20

LED

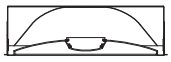

PHOTOMETRIC CURVE

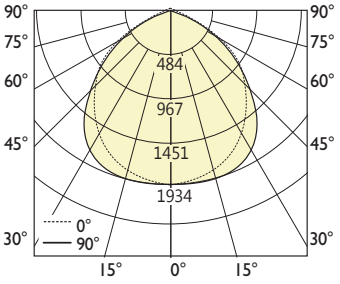

Lumaire Lumens: 5000 lm
Input Watts: 49.54 W
Efficacy: 101 lm/W
IES FILE: DAYLED-14-5000-80-40-SO.ies

TESTED ACCORDING TO IES LM-79-2008

CANDELA DISTRIBUTION

	Horizontal Angles					Zonal Lumens
Vertical Angle	0	22.5	45	67.5	90	
0	1915	1915	1915	1915	1915	
10	1866	1877	1894	1917	1929	90
20	1750	1775	1836	1901	1928	172
30	1556	1603	1707	1774	1793	232
40	1303	1365	1452	1473	1464	250
50	1004	1056	1082	1044	1014	220
60	689	712	687	622	592	158
70	393	390	344	295	277	88
80	153	134	107	105	105	32
90	0	0	0	0	0	

LUMINANCE DATA (cd/m²)

	Horizontal Angles		
Vertical Angle	0	45	90
45	5639	6218	6068
55	5076	5306	4732
65	4371	4103	3428
75	3533	2756	2261
85	2434	1469	1049

COEFFICIENTS OF UTILIZATION (%)

Ceiling	80				70				50		
Wall	70	50	30	10	70	50	30	10	50	30	10
0	119	119	119	119	116	116	116	116	111	111	111
1	110	106	102	97	107	103	100	95	99	96	92
2	101	93	87	79	98	91	85	78	88	83	77
3	92	82	75	66	90	81	74	66	78	72	65
4	85	73	65	56	83	72	64	56	70	63	55
5	78	66	57	48	76	65	57	48	63	56	48
6	72	60	51	42	70	59	50	42	57	50	42
7	67	54	46	37	65	53	45	37	52	45	37
8	63	49	41	33	61	49	41	33	47	40	33
9	59	45	37	30	57	45	37	30	44	37	30
10	55	42	34	27	54	41	34	27	40	34	27

Based on floor reflectance of 20

All IES files are available for download at: www.axislighting.com

© 2016 Axis Lighting Inc.

1.800.263.2947
[T] 514.948.6272
axislighting.com

PHOTOMETRIC DATA

LED

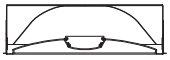

PHOTOMETRIC CURVE

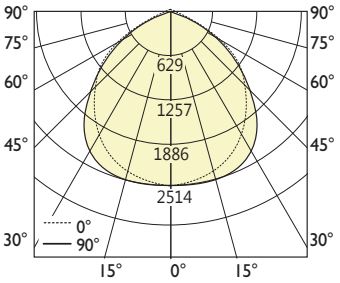

Lumaire Lumens: 6500 lm
Input Watts: 67.13 W
Efficacy: 97 lm/W
IES FILE: DAYLED-14-6500-80-40-SO.ies

TESTED ACCORDING TO IES LM-79-2008

CANDELA DISTRIBUTION

	Horizontal Angles					Zonal Lumens
Vertical Angle	0	22.5	45	67.5	90	
0	2489	2489	2489	2489	2489	
10	2426	2440	2462	2492	2507	117
20	2275	2307	2387	2472	2506	224
30	2023	2083	2219	2306	2331	301
40	1694	1774	1887	1915	1904	325
50	1306	1373	1406	1357	1318	286
60	895	926	892	808	770	205
70	511	507	448	384	361	114
80	199	174	140	137	137	42
90	0	0	0	0	0	

LUMINANCE DATA (cd/m²)

	Horizontal Angles		
Vertical Angle	0	45	90
45	7330	8083	7888
55	6599	6898	6251
65	5682	5333	4456
75	4593	3583	2940
85	3165	1910	1364

COEFFICIENTS OF UTILIZATION (%)

Ceiling	80				70				50		
Wall	70	50	30	10	70	50	30	10	50	30	10
0	119	119	119	119	116	116	116	116	111	111	111
1	110	106	102	97	107	103	100	95	99	96	92
2	101	93	87	79	98	91	85	78	88	83	77
3	92	82	75	66	90	81	74	66	78	72	65
4	85	73	65	56	83	72	64	56	70	63	55
5	78	66	57	48	76	65	57	48	63	56	48
6	72	60	51	42	70	59	50	42	57	50	42
7	67	54	46	37	65	53	45	37	52	45	37
8	63	49	41	33	61	49	41	33	47	40	33
9	59	45	37	30	57	45	37	30	44	37	30
10	55	42	34	27	54	41	34	27	40	34	27

Based on floor reflectance of 20

LED

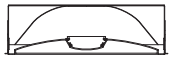

PHOTOMETRIC CURVE

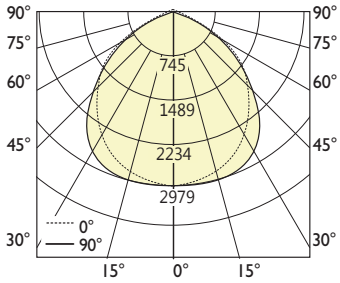

Lumaire Lumens: 7700 lm
Input Watts: 82.12 W
Efficacy: 94 lm/W
IES FILE: DAYLED-14-7700-80-40-SO.ies

TESTED ACCORDING TO IES LM-79-2008

CANDELA DISTRIBUTION

	Horizontal Angles					Zonal Lumens
Vertical Angle	0	22.5	45	67.5	90	
0	2949	2949	2949	2949	2949	
10	2874	2890	2916	2952	2970	139
20	2695	2733	2828	2928	2969	265
30	2396	2468	2628	2731	2761	357
40	2006	2101	2236	2268	2255	385
50	1547	1627	1666	1607	1561	339
60	1060	1096	1057	957	912	243
70	606	601	530	455	427	135
80	236	206	165	162	162	49
90	0	0	0	0	0	

LUMINANCE DATA (cd/m²)

	Horizontal Angles		
Vertical Angle	0	45	90
45	8684	9576	9345
55	7818	8171	7287
65	6731	6318	5278
75	5441	4244	3482
85	3749	2262	1616

COEFFICIENTS OF UTILIZATION (%)

Ceiling	80				70				50		
Wall	70	50	30	10	70	50	30	10	50	30	10
0	119	119	119	119	116	116	116	116	111	111	111
1	110	106	102	97	107	103	100	95	99	96	92
2	101	93	87	79	98	91	85	78	88	83	77
3	92	82	75	66	90	81	74	66	78	72	65
4	85	73	65	56	83	72	64	56	70	63	55
5	78	66	57	48	76	65	57	48	63	56	48
6	72	60	51	42	70	59	50	42	57	50	42
7	67	54	46	37	65	53	45	37	52	45	37
8	63	49	41	33	61	49	41	33	47	40	33
9	59	45	37	30	57	45	37	30	44	37	30
10	55	42	34	27	54	41	34	27	40	34	27

Based on floor reflectance of 20

All IES files are available for download at: www.axislighting.com

© 2016 Axis Lighting Inc.

1.800.263.2947
[T] 514.948.6272

axislighting.com