BEAM6 LED | WALL MOUNT



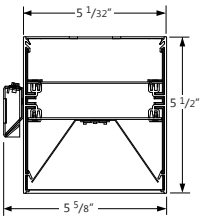

Project _____

Type _____

Notes _____

PERFORMANCE PER LINEAR FOOT AT 4000K

NOMINAL LUMEN OUTPUT	INPUT WATTS*	EFFICACY
400 lm/ft	3.6 W/ft	111 lm/W
500 lm/ft	4.6 W/ft	108 lm/W
750 lm/ft	7.4 W/ft	101 lm/W
1000 lm/ft	10.3 W/ft	97 lm/W

* Based on a 4 foot luminaire using one driver
Please consult factory for custom lumen output and wattage.

bios ILLUMINATED | PoE | Axitune Dim-to-Warm | Axitune Tunable White | Axitune Color Tuning | Control Sensors | c UL us Listed | LED BOARD & DRIVER 5 YEAR LUMINAIRE WARRANTY

Ordering Guide

B6WDLED

PRODUCT ID		NOM. LUMENS/FT		CRI		COLOR TEMP.				SHIELDING		LENGTH	
B6WDLED	Wall Direct LED	**400**	400 lm/ft - **Minimum**	**80**	80 CRI*	**27**	2700 K	**B30**	3000 K - Bios*	**SO**	spotless lens	**2**	2′
		1000	1000 lm/ft - **Maximum**	**90**	90 CRI**	**30**	3000 K	**B35**	3500 K - Bios*	**UB**	Ultra blend lens*	**3**	3′
						35	3500 K	**B40**	4000 K - Bios*			**4**	4′
						40	4000 K	**TW2750**	2700-5000 K - Tunable White			**5**	5′
								TW2765	2700-6500 K - Tunable White			**6**	6′
								DW3020	3000-2000 K - Dim to Warm			**8**	8′
								TC1680	1650-8000 K - Color Tuning			**12**	12′
												S#	system run
		Outputs between listed min and max are available. Consult factory for outputs outside of the listed range. Consult factory for max output with BIOS		* Not available with color tuning. ** Not available with Bios.		Consult Axitune technical sheet for more information of color technology. *Consult BIOS guide for more information on BIOS technology				* Default lens for Color Tuning, Tunable white and BIOS. Consult factory for other lens.			

MR (OPTIONAL)		FINISH		VOLTAGE		DRIVER		CIRCUITS	
M16(#)	MR halogen lamp - Line voltage (by other)*	**AP**	aluminum paint	**120**	120 V	**DP**	dimming (0-10V) 1%	**1**	1 circuit
M16LED(#)	MR16 LED lamp - Line voltage (by other)* (!)	**W**	white	**277**	277 V	**LT(#)**	Lutron*	**2**	2 circuits
M16LEDB(#)	MR16 LED lamp - Dimmable (provided)** (!)	**BLK**	black	**347**	347 V	**BI**	bi-level dimming	**+E(#)**	emergency circuit*
		C	custom	**UNV**	universal	**O(#)**	other**	**+NL(#)**	night light circuit*
				DC	low voltage*	**DPB(#)**	dimming (0-10V) 1% with Bios*	**+GTD(#)**	generator transfer device*
						TW(#)	tunable white drivers*	**+M**	MR
						CT(#)	color tuning drivers*		
						POE(#)	POE drivers*		
*Specify quantity; Line wattage only; Seperate circuits included **Consult factory; See page 4 for more details. MR16 constant current for 0-10V & DALI only Available in luminaires with Axitune and BIOS but downlight modules will not be tunable white, color tuning, or BIOS LEDs. (!) Only available in 3000K and 4000K.				* Only available with POE drivers.		*See page 2 to specify system ** Please consult factory; see page 2		*Specify quantity	

BATTERY (OPTIONAL)		OTHER (OPTIONAL)		IC CONTROLS (OPTIONAL)		CUSTOM (OPTIONAL)	
B(#)	battery pack 4′ sections	**F**	fuse*	**DS(#)**	daylight sensor	**C**	custom
		D	dust cover	**OS(#)**	occupancy sensor		
				DOS(#)	daylight & occupancy sensor		
				EN(#)	Enlighted integral*		
				ENR(#)	Enlighted remote*		
				WC(#)	wireless control dimming		
Not available with 347V. Not available with color tuning. Please consult factory Not available with color tuning		*Requires 120V or 277V		*Please consult factory Specify quantity. Requires 8" blank. See integrated controls guide for more details. Not available with Color Tuning. Consult factory for Tunable White. Not available with DPB (DY) driver for BIOS with Dynamic Spectrum.		Please specify	

© 2016 Axis Lighting Inc.
1.800.263.2947
[T] 514.948.6272

axis lighting.com

SPECIFICATIONS

CONSTRUCTION

Housing	Extruded aluminum (0.075'' nominal) up to 70% recycled content
End Cap	Sheet steel (18 gauge)
Interior Brackets	Die formed sheet steel (18 gauge)
Reflectors	White powder coated sheet steel (22 gauge)
Blank	Extruded aluminum (0.075'' nominal)
Lens	Spotless frosted acrylic lens
Wall Mount Bracket	Die formed sheet steel (16 gauge)

ELECTRICAL

Lutron driver*	**LDE1** - Hi-lume 1% EcoSystem with Soft-on, Fade-to-Black **LDE5** - 5-Series EcoSystem **LTEA** - Hi-lume 1% 2-wire (120V forward phase only) *Consult factory
Other drivers	**DALI** - Digital Addressable Lighting Interface **DMX** - Digital Multiplex **LV** - line voltage - Advance Mark 10 **Xitanium SR** - For wireless sensor
BIOS DPB drivers*	**STC** - BIOS control 0-10V with static spectrum and BIOS SkyBlue enabled from 100% to 1%. **DYN**- BIOS control 0-10V with dynamic spectrum and BIOS SkyBlue® with Bio-Dimmng™ enabled 100% to 50%, light output dimming from 49% to 1%.
Tunable White TW drivers*	**DALIDT6** - DALI Type 6 (Two DALI Addresses) **DALIDT8** - DALI Type 8 (One DALI Address) **LTTW** - Lutron T-Series Tunable White
Color Tuning CT drivers* ⚠ DMX required for full color control	**DMX** - Standard (required for full color control) **LTA5** - Lutron Araya 5 Ecosystem **DALIDT8** - DALI Type 8 (Single DALI Address) **DLM** - Wattstopper DLM
Power over Ethernet POE drivers* UL2108 certified for integral or remote driver	MOLEX IGOR **O** - Other (Consult factory)
Emergency	Integral emergency battery pack or emergency circuit optional.
Input Voltage	120V, 277V, 347V, UNV, DC.

WARRANTY

Axis Lighting will warrant defective LEDs, boards, and drivers for 5 years from date of purchase. Warranty is valid if luminaire is installed and used according to specifications. If defective, Axis will send replacement boards or drivers at no cost along with detailed replacement instructions and instructions on how to return defective components to Axis.

SYSTEM (S#)

BEAM6 LED linear systems, with the use of a strong profile, allow for a nearly hair thin connection system of continuous runs. Lengths of 4', 8', 12' as well as custom lengths are available. Runs of BEAM6 LED that are greater than 12ft in length are designated as systems (S#). This means that the run is comprised of a combination of 4', 8' and/or 12' sections to be assembled on site using our joining system. For more information on systems and joining, please refer to the BEAM6 LED installation sheets available for download at www.axislighting.com.

LED SYSTEM

CRI	Minimum 80 or 90 color rendering index.
CRI BIOS	Minimum 80 color rendering index with R9>90 for all CCTs.
CRI Color Tuning	Minimum 90 color rendering index.
CCT Single Color	Choice of 2700K, 3000K, 3500K and 4000K color temperature with a great color consistency (within 3–step MacAdam ellipse). Both within fixture and fixture to fixture.
CCT BIOS	BIOS Static (STC) Choice of 3000K, 3500K and 4000K. BIOS SkyBlue® Dynamic (DYN) Choice of 3000K, 3500K, and 4000K with Bio-Dimmng™ Consult BIOS guide for more information on BIOS technology.
CCT Axitune Systems	Consult Axitune technical sheet for more information on color technology.
LED life	Minimum 50,000h with 85% of lumen maintenance in 25^{0}C ambient temperature, in compliance with IES LM-80 testing measurements.
Thermal Management	Aluminum housing acting as the heat sink to maximize life.
Environment	Dry and damp rated in operating ambient temperatures of 0-40^{0}C (32-104F).

FINISH

Powder coated and custom finishes are also available.

APPROVALS

Certified to UL and CSA standards
Meets NYC requirements
Suitable for damp locations.

OPTICS

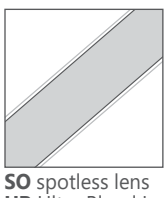

SO spotless lens
UB Ultra Blend Lens

SPOTLESS LENS
Frosted acrylic snap-in lens with micro lens

ULTRA BLEND LENS
Frosted acrylic snap-in micro lens suitable for Tunable White and BIOS applications.

© 2016 Axis Lighting Inc.
1.800.263.2947
[T] 514.948.6272
axislighting.com

JOINERS

In order to allow very long runs of BEAM6 LED luminaires, Axis has developed a number of different joining systems.
Special care has been taken to maximize the performance of the joiner for each BEAM6 LED option.

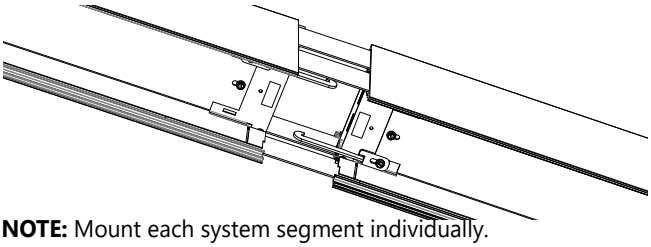

NOTE: Mount each system segment individually.
Do not assemble system prior to mounting.

CORNERS

Unlit Corners - BEAM6 LED features a multitude of layout patterns with the use of a number of corners, 90° corner, T or X junctions.

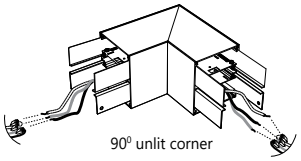

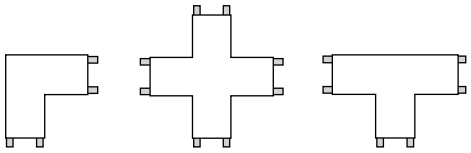

Lit Corners - Axis also offers Lit 90° corners including ceiling to ceiling, wall to ceiling and ceiling to wall.

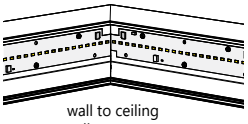

For custom corner angles, please consult factory.
Specifications sheets for all corners are available at:
www.axislighting.com

WEIGHT

Wall Mount 4 ft	16.3 lbs / 7.4 kg
Wall Mount 8 ft	32.6 lbs / 14.8 Kg
Wall Mount 12 ft	48.9 lbs / 22.2 Kg

HORIZONTAL MOUNTING DETAILS

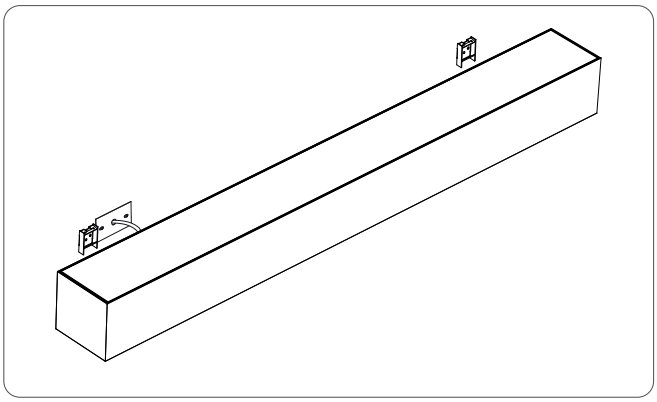

MOUNTING BRACKETS

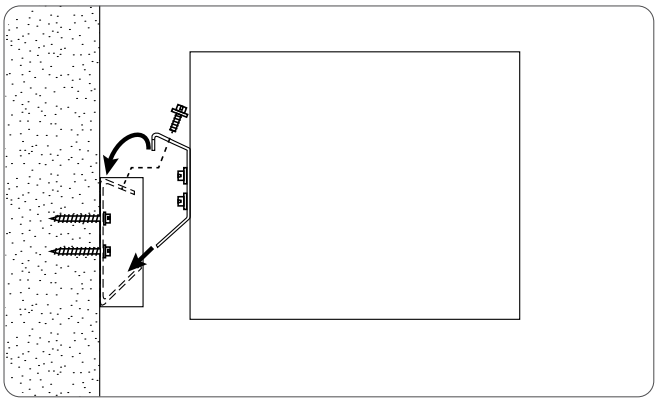

SIDE VIEW

OTHER MOUNTING OPTIONS

BEAM6 LED is available with recessed, pendant, surface and recessed vertical mounted options.

Specification sheets and installation sheets for all mountings for BEAM6 LED luminaires are available for download at www.axislighting.com

© 2016 Axis Lighting Inc.
1.800.263.2947
[T] 514.948.6272
axislighting.com

● *MR16*

Blank	Extruded aluminum (0.075'' nominal)
MR16 LED	2.0'' diameter
Quantity	For every 4' section, there may be up to a maximum of 4 x MR16 LED lamps.
Spacing	Each MR16 LED lamp is placed centered on a blank section 9'' in length.

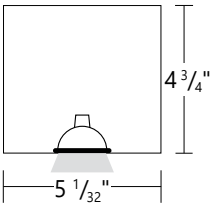

For a series of MR16's within a given section length, they will be spaced evenly on a longer blank section.
The directed light of MR16 LED lamps are fixed downward.
Custom spacing may be available on special request.

Between sections

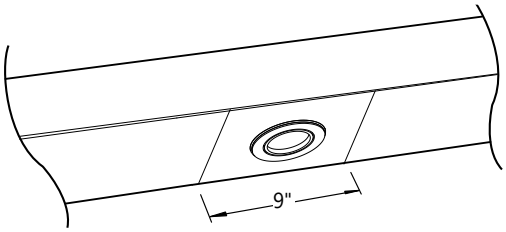

At luminaire ends

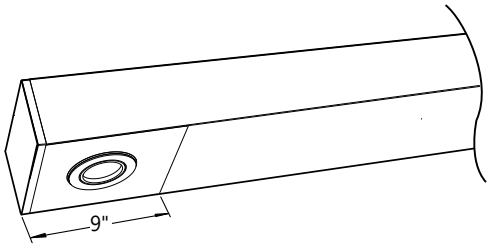

Several in a long blank section

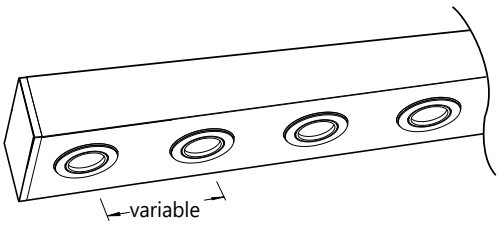

Base Type	GU 5.3
Beam Angle	40 nominal degrees
Input Watts	6W
Nominal Lumens	300 lumens
Efficacy	50 lumens per watt
Color Rendering Index (CRI)	85
Center Beam Candle Power (CBCP)	584 candelas
Life	25,000 hours at L_{70}
Correlated color temperature (CCT)	3000K and 4000K

More options are available upon request.
Please consult factory.

© 2016 Axis Lighting Inc.
1.800.263.2947
[T] 514.948.6272
axislighting.com

PHOTOMETRIC DATA

400 lm/ft

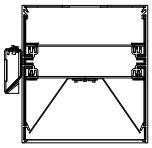

PHOTOMETRIC CURVE

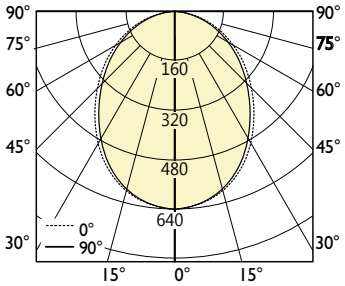

Luminaire Lumens: 400 lm/ft
Input Watts: 3.6W/ft
Efficacy: 111 lm/W

IES FILE: B6WLED-400-80-40-SO.IES
TESTED ACCORDING TO IES LM-79-2008

CANDELA DISTRIBUTION

	Horizontal Angles				
Vertical Angle	0	22.5	45	67.5	90
0	638	638	638	638	638
5	631	634	632	636	637
15	597	600	596	595	597
25	533	533	527	522	522
35	449	447	439	430	427
45	357	355	345	338	333
55	265	263	255	247	244
65	176	174	169	165	163
75	95	94	92	88	88
85	26	24	24	23	23
90	0	0	0	0	0

ZONAL LUMENS

	Lumens
Zone	
0	
0-10	60
10-20	168
20-30	242
30-40	274
40-50	267
50-60	228
60-70	168
70-80	97
80-90	27
90	

LUMINANCE DATA (cd/m²)

	Horizontal Angles		
Vertical Angle	0	45	90
45	4050	3915	3780
55	3705	3560	3415
65	3339	3212	3085
75	2944	2852	2714
85	2391	2186	2118

500 lm/ft

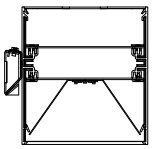

PHOTOMETRIC CURVE

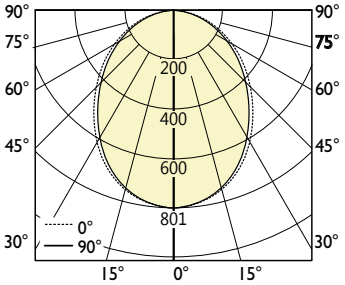

Luminaire Lumens: 500 lm/ft
Input Watts: 4.6 W/ft
Efficacy: 108 lm/W

IES FILE: B6WLED-500-80-40-SO.IES
TESTED ACCORDING TO IES LM-79-2008

CANDELA DISTRIBUTION

	Horizontal Angles				
Vertical Angle	0	22.5	45	67.5	90
0	798	798	798	798	798
5	789	792	790	795	797
15	746	750	745	744	746
25	666	666	659	652	652
35	561	559	548	538	534
45	446	443	431	422	417
55	331	328	318	309	305
65	220	217	212	206	203
75	119	118	115	110	109
85	32	30	30	29	29
90	0	0	0	0	0

ZONAL LUMENS

	Lumens
Zone	
0	
0-10	75
10-20	210
20-30	303
30-40	343
40-50	333
50-60	285
60-70	210
70-80	121
80-90	34
90	

LUMINANCE DATA (cd/m²)

	Horizontal Angles		
Vertical Angle	0	45	90
45	5062	4894	4725
55	4632	4450	4269
65	4173	4015	3856
75	3680	3565	3393
85	2989	2732	2647

All IES files are available for download at: www.axislighting.com

© 2016 Axis Lighting Inc.
1.800.263.2947
[T] 514.948.6272
axislighting.com

PHOTOMETRIC DATA

750 lm/ft

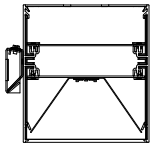

PHOTOMETRIC CURVE

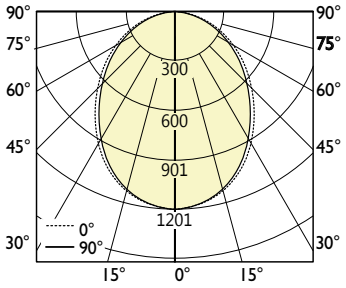

Luminaire Lumens: 750 lm/ft
Input Watts: 7.4W/ft
Efficacy: 101 lm/W

IES FILE: B6WLED-750-80-40-SO.IES
TESTED ACCORDING TO IES LM-79-2008

CANDELA DISTRIBUTION

	Horizontal Angles				
Vertical Angle	0	22.5	45	67.5	90
0	1197	1197	1197	1197	1197
5	1183	1188	1186	1192	1195
15	1119	1124	1117	1116	1119
25	999	999	988	978	978
35	842	839	822	807	801
45	669	665	647	633	625
55	497	493	477	463	458
65	330	326	317	309	305
75	178	177	173	166	164
85	49	45	45	43	43
90	0	0	0	0	0

ZONAL LUMENS

	Lumens
Zone	
0	
0-10	113
10-20	315
20-30	455
30-40	514
40-50	500
50-60	427
60-70	315
70-80	182
80-90	52
90	

LUMINANCE DATA (cd/m²)

	Horizontal Angles		
Vertical Angle	0	45	90
45	7593	7341	7088
55	6948	6675	6403
65	6260	6022	5784
75	5521	5348	5089
85	4483	4098	3970

1000 lm/ft

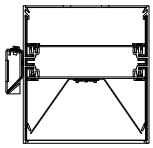

PHOTOMETRIC CURVE

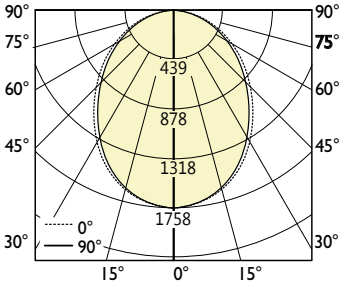

Luminaire Lumens: 1000 lm/ft
Input Watts: 10.3 W/ft
Efficacy: 97 lm/W

IES FILE: B6WLED-1000-80-40-SO.IES
TESTED ACCORDING TO IES LM-79-2008

CANDELA DISTRIBUTION

	Horizontal Angles				
Vertical Angle	0	22.5	45	67.5	90
0	1596	1596	1596	1596	1596
5	1577	1584	1581	1590	1594
15	1492	1499	1490	1488	1492
25	1332	1332	1317	1304	1304
35	1122	1119	1096	1076	1069
45	892	887	863	844	833
55	662	657	636	618	610
65	440	434	423	412	406
75	237	236	230	221	219
85	65	59	59	58	58
90	0	0	0	0	0

ZONAL LUMENS

	Lumens
Zone	
0	
0-10	150
10-20	420
20-30	606
30-40	686
40-50	667
50-60	570
60-70	419
70-80	242
80-90	69
90	

LUMINANCE DATA (cd/m²)

	Horizontal Angles		
Vertical Angle	0	45	90
45	10124	9788	9451
55	9264	8900	8537
65	8347	8030	7713
75	7361	7131	6786
85	5977	5465	5294

All IES files are available for download at: www.axislighting.com

© 2016 Axis Lighting Inc.
1.800.263.2947
[T] 514.948.6272
axislighting.com