

Project _____

Type _____

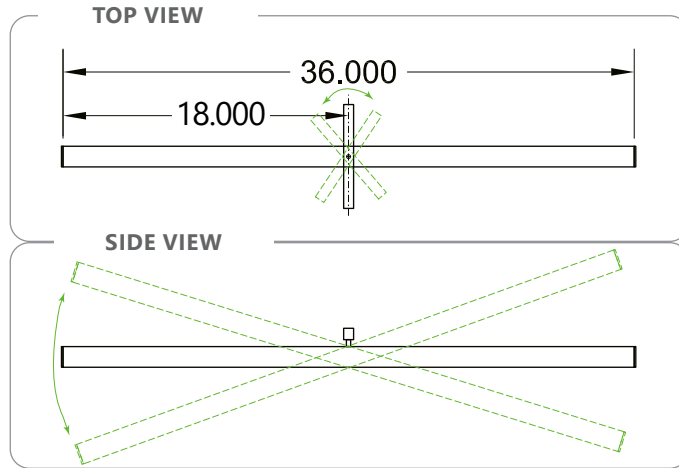
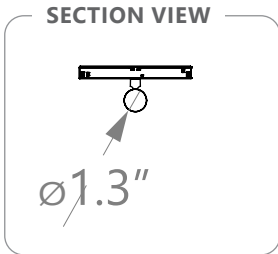
Notes _____



Please specify location of orbit tube on system configuration drawing

SPECIFICATIONS TABLE

AXISTRAK™ TOTAL POWER PER SEGMENT	60 W
UNIT POWER CONSUMPTION (details on page 2)	26.85 W Max
NOMINAL WEIGHT	1.00 lbp / 0.45 kg



Ordering Guide

TDOTP	3	SO		90			AXT
PRODUCT ID	LENGTH	SHIELDING	LUMEN OUTPUT	CRI	COLOR TEMP.	HOUSING FINISH	MOUNTING
TDOTP Orbit Tube Pivot	3 3'	SO spotless lens	LO low lumen output HI high lumen output	90 90 CRI	27 2700 K 30 3000 K 35 3500 K 40 4000 K	BLK black W white	AXT Axistrak™
			See page 2 for lumen output breakdown table.				

Patent number: 11,118,765

Product design and development is an ongoing process at Axis Lighting. We reserve the right to change specifications. Contact Axis for the latest product information.

1 / 4
September 20, 2021

FILE NAME:Stencil-Flex-TDOTP.SPEC

© 2016 Axis Lighting Inc.
1.800.263.2947
[T] 514.948.6272



● CONSTRUCTION

Housing	Extruded aluminum (0.070" nominal)
End Cap	Die cast aluminum
Lens	Extruded acrylic
Mounting	Powered adaptor with fixed rotating and tilting in XYZ plane on track with the integral driver. Pivot mount located at 1/2 of total length.

● LED SYSTEM

CRI	Minimum 80 or 90 color rendering index
CCT	Choice of 2700K, 3000K, 3500K and 4000K color temperature with a great color consistency (within 3.0-step MacAdam ellipse).
LED life	Minimum 50,000h with 85% of lumen maintenance in 25°C ambient temperature, in compliance with IES LM-80 testing measurements.
Thermal Management	Aluminum housing acting as the heat sink to maximize life.

● AXISTRAK™ ELECTRICAL

Mini integral track driver	48 V constant voltage driver, integral to track insert. 120/ 277V (60W max for each AxisTrak™ linear insert).
Integral mini track mount driver	Programmable constant current driver 1% with 0-10V dimming, dim- to- off

i Incorporating these components may have limitations or affect the length of the luminaire, please contact factory for more details.

● NOMINAL LUMEN OUTPUT

Length	CCT	Max lumen output (HI)	Min lumen output (LO)	Wattage Max	Wattage Min
3 ft	2700 K	930 lm/ft	340 lm/ft	26.85 W	10.43 W
	3000 K	970 lm/ft	350 lm/ft		
	3500 K	1000 lm/ft	365 lm/ft		
	4000 K	1040 lm/ft	375 lm/ft		

● FINISH

Powder coated black or white finish.

● APPROVALS

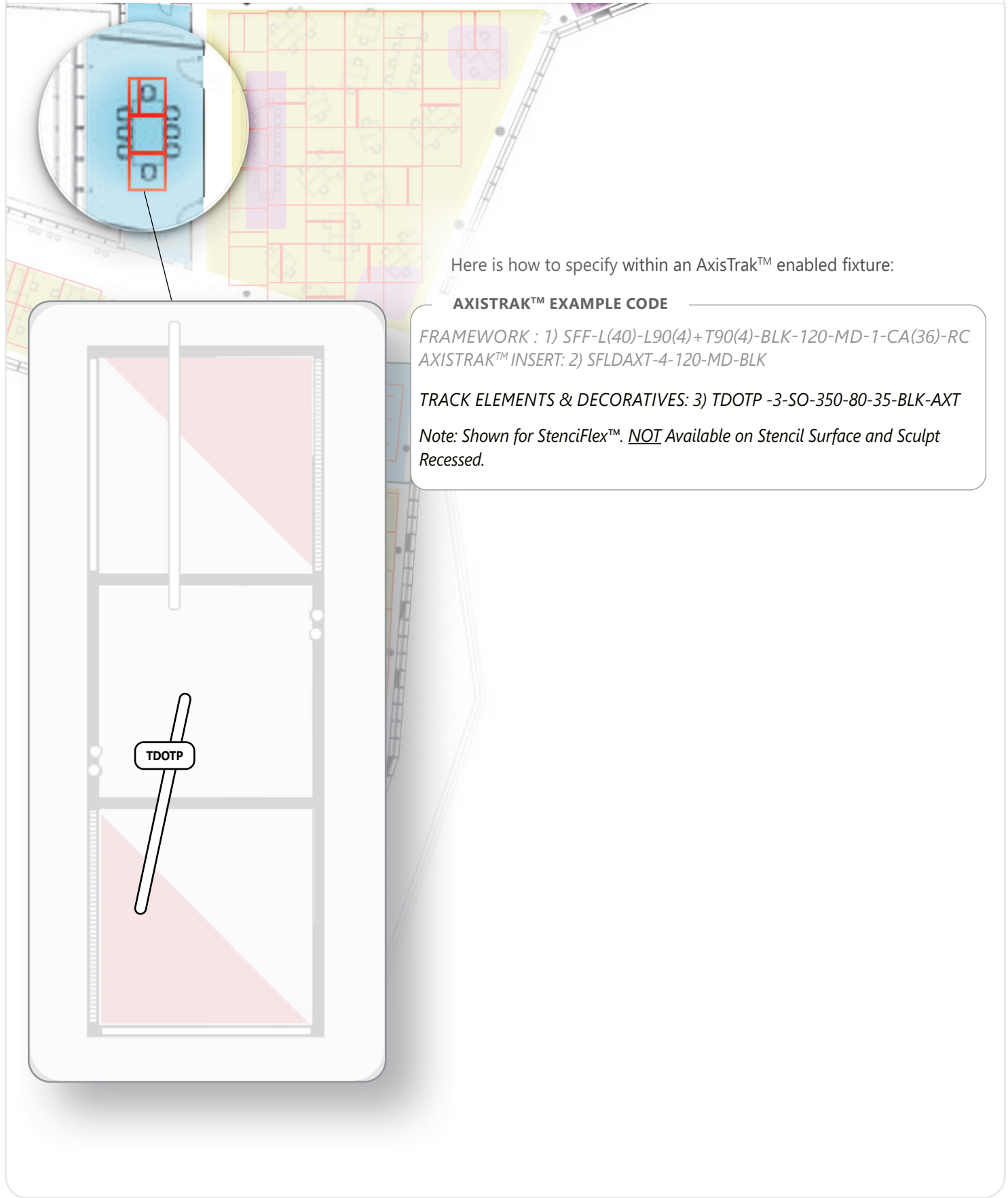
Certified to cULus standards.



● WARRANTY

Axis Lighting will warrant defective LEDs, boards, and drivers for 5 years from date of purchase. Warranty is valid if luminaire is installed and used according to specifications. If defective, Axis will send replacement boards or drivers at no cost along with detailed replacement instructions and instructions on how to return defective components to Axis.

SPECIFICATION EXAMPLE



Here is how to specify within an AxisTrak™ enabled fixture:

AXISTRAK™ EXAMPLE CODE

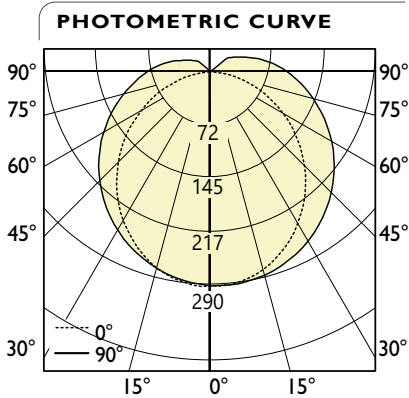
*FRAMEWORK : 1) SFF-L(40)-L90(4)+T90(4)-BLK-120-MD-1-CA(36)-RC
AXISTRAK™ INSERT: 2) SFLDAXT-4-120-MD-BLK*

TRACK ELEMENTS & DECORATIVES: 3) TDOTP -3-SO-350-80-35-BLK-AXT

Note: Shown for StenciFlex™. NOT Available on Stencil Surface and Sculpt Recessed.

PHOTOMETRIC DATA

365 lm/ft



Direct Output: 366 lm/ft
Total Lumens: 1097 lm (for 3ft)
Input Watts: 10.43 W
Efficacy: 105 lm/W

90 CRI shown. IES FILE: SFTDOTx-3-SO-365-90-35.IES
 TESTED ACCORDING TO IES LM-79-2008

CANDELA DISTRIBUTION

Vertical Angle	Horizontal Angles				
	0	22.5	45	67.5	90
0	289	289	289	289	289
5	289	288	288	289	289
15	276	277	280	283	284
25	252	255	262	269	272
35	218	224	236	248	253
45	179	188	205	223	230
55	136	148	172	194	203
65	91	107	137	163	174
75	48	70	105	133	144
85	11	41	78	105	116
90	1	30	66	93	103
95	1	21	55	81	91
105	1	11	36	59	67
115	1	6	21	35	47
125	1	4	15	25	34

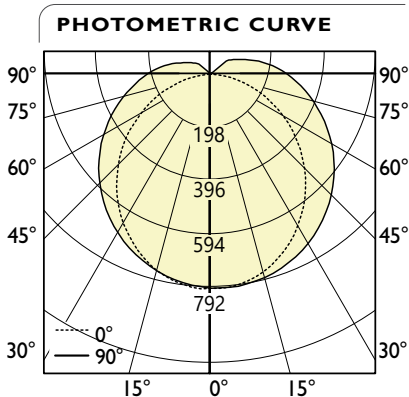
ZONAL LUMENS

Zone	Lumens
0	
0-10	27
10-20	78
20-30	119
30-40	145
40-50	154
50-60	147
60-70	127
70-80	100
80-90	73
90	
90-100	51
100-110	33
110-120	19
120-130	12

LUMINANCE DATA (cd/m²)

Vertical Angle	Horizontal Angles		
	0	45	90
45	8417	9666	10836
55	7881	9969	11801
65	7163	10823	13695
75	6111	13463	18530
85	4170	29694	44352

1000 lm/ft



Direct Output: 1000 lm/ft
Total Lumens: 3003 lm (for 3ft)
Input Watts: 26.85 W
Efficacy: 112 lm/W

90 CRI shown.
 IES FILE: SFTDOTx-3-SO-1000-90-35.IES
 TESTED ACCORDING TO IES LM-79-2008

CANDELA DISTRIBUTION

Vertical Angle	Horizontal Angles				
	0	22.5	45	67.5	90
0	790	790	790	790	790
5	790	789	789	791	790
15	755	759	766	773	776
25	688	697	717	735	744
35	597	613	646	680	693
45	489	513	562	610	630
55	372	404	470	531	556
65	249	293	376	447	476
75	130	193	286	364	394
85	30	111	213	288	318
90	1	82	181	255	282
95	1	58	152	222	248
105	2	31	100	161	184
115	2	15	57	96	128
125	3	12	41	70	92

ZONAL LUMENS

Zone	Lumens
0	
0-10	75
10-20	214
20-30	325
30-40	395
40-50	421
50-60	402
60-70	349
70-80	275
80-90	199
90	
90-100	139
100-110	90
110-120	53
120-130	33
130-140	0
140-150	0
150-160	0
160-170	0
170-180	34

LUMINANCE DATA (cd/m²)

Vertical Angle	Horizontal Angles		
	0	45	90
45	23030	26448	29649
55	21565	27278	32290
65	19600	29613	37472
75	16723	36837	50701
85	11412	81248	121353

All IES files are available for download at: www.axislighting.com